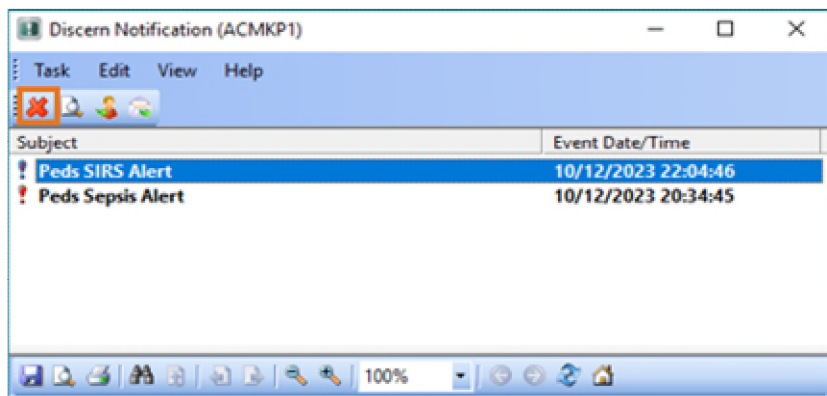


Preventing Alert Fatigue

Once a Discern Alert has been addressed, the RN must clear the alert by highlighting the appropriate alert and selecting the red **X** in the top left of the window.

Discern Alert Examples: Medication Drug Levels, Sepsis, MEWS/ PEWS, and potential pressure injury

If the alert is not cleared, the RN will continue to receive the alert every time PowerChart is opened, even if the patient is discharged. This pertains to all discern alerts.

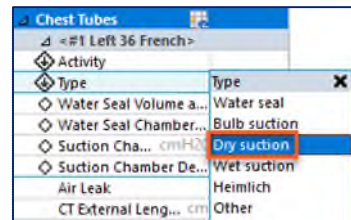


In this issue...

Preventing Alert Fatigue	1
iView Update: Dry Suction	1
iView Documentation Updates	1
New Discern Alert for Completed Orders	2
Krames Patient Education	2
Sending Patient Examples to Clinical Informatics	2

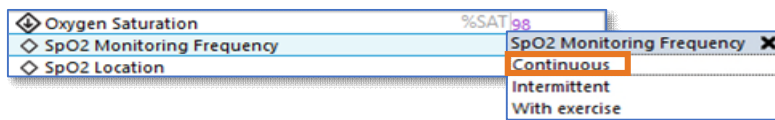
iView Update: Dry Suction

The **Chest Tube** type of **Adult Lines Drains and Tubes** navigator band is updated to show **Dry Suction** as a dropdown option. The change allows nursing to accurately document their work.

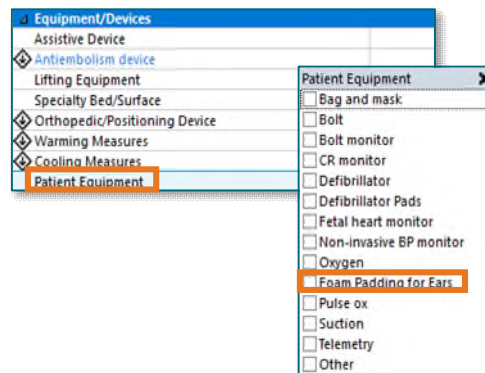


iView Documentation Updates

Documentation of **SpO2 Monitoring Frequency** is available and opens once **Oxygen Saturation** is documented.

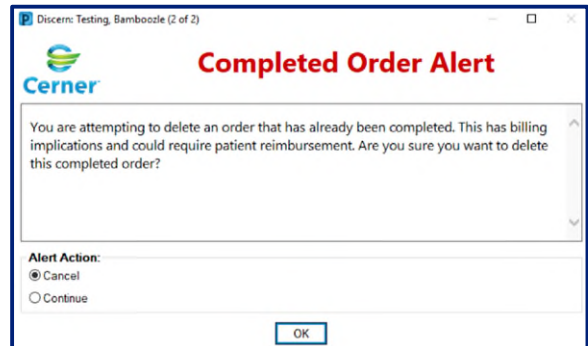


Foam padding used on oxygen tubing over the ears can be documented in **Quick View** iView bands in the **Equipment Devices** section. **Foam Padding for Ears** is located under Oxygen.



New Discern Alert for Completed Orders

A new discern alert will warn users when they are attempting to delete a completed order. The alert assists in preventing the financial implications associated with deleting a completed order.



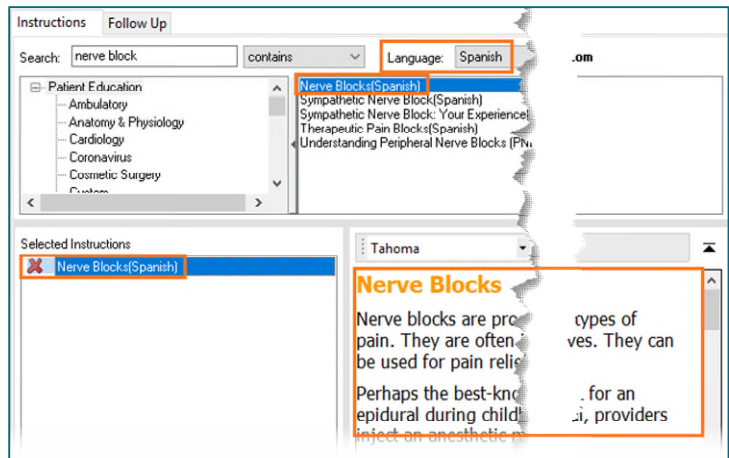
Krames Patient Education

An issue was identified when converting education to Spanish language after the recent Krames Patient Education update. As part of the update, a handful of educational templates do not display Spanish language when specifically indicated.

The templates reported to be affected:

- Colorectal Cancer: Surgery
- Colorectal Cancer: Treatment Choices
- Consistent Vitamin K Diet for Warfarin Use
- Nerve Blocks
- Therapeutic Pain Blocks

Oracle Cerner is aware of the issue and is actively working on a resolution.



Sending Patient Examples to Clinical Informatics

DO NOT forward items to a member of Clinical Informatics through the patient chart as it remains part of the medical record and is not directly related to the patient’s care or condition.

When a concern is identified related to documentation, refills, phone messages, results, etc., place a ticket by calling the Help Desk at 207-973-7728 (toll free 1-888-827-7728) or through the Self-Service Portal via the NLH Intranet page.

