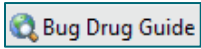


Firstline is a web-based platform and mobile application used for infectious disease guidelines, antimicrobial stewardship, infection prevention, antimicrobial medication formulary information, and pathogen data including local antibiogram data. The technology assists clinical experts to create and distribute local clinical and non-clinical guidelines across all care settings. Firstline helps enable providers to give patient-specific care in line with local institution guidelines.


Accessing Firstline

- From within PowerChart and FirstNet, navigate to the toolbar and select the **Bug Drug Guide**  button to navigate to the **Firstline** desktop site.
- Access the **FirstLine** website at <https://Firstline.org/NorthernLightHealth>.
 - From the website homepage, select **Web Version** to navigate to the **Firstline** homepage.
- Access the mobile application by downloading the **Firstline – Clinical Decisions** from the App Store or Google Play on your personal device.

Mobile Application

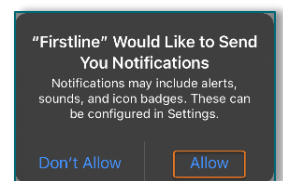
Users accessing the application for the first time will need to complete the profile set-up. Once this is finished, it will not need to be completed again.

STEP 1: Search **Firstline – Clinical Decisions** in the application store on your mobile device and download. Select the **For Healthcare Providers | Clinical Guidance** button.

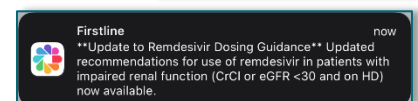


STEP 2: To choose a location, enter **Northern Light Health** in the search bar and select **Northern Light Health** to navigate to the next page. After reading through the **Resources You Can Trust** screen, select **Next**.

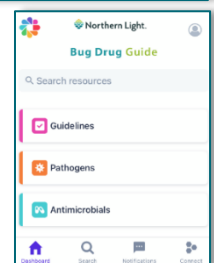
STEP 3: On the **Notifications** screen, select **Next**. A pop up will display on your screen, select **Allow** to receive push notifications to receive real-time notification when updates are made within the application. Review the **Terms of Use** and select **I agree** to move forward.



STEP 4: Users will be required to answer three prompts including member organization, current role, and specialty area.




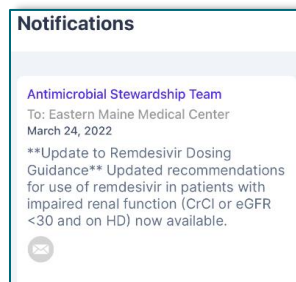
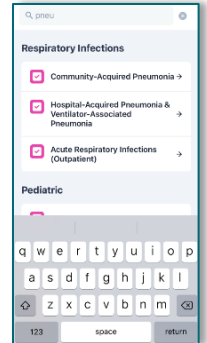
STEP 5: After completing the set-up, users will be brought to the Dashboard, where they can select **Guidelines**, **Pathogens**, or **Antimicrobials**.



STEP 6: If looking for a specific item, navigate to **Search** and begin typing. As letters are entered, the results will filter.

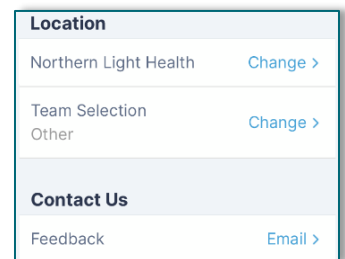
STEP 7: To view historical notifications, navigate to the **Notifications** menu at the bottom of the screen.

- For clinical questions related to a notification, select the **email icon**  to send an email directly to an NLH infectious disease specialist clinician.



STEP 8: For assistance with technical issues, tap the **Northern Light Bug Drug Guide** logo on the Dashboard screen. Select **Feedback** under the **Contact Us** header to send an email directly to Firstline support.

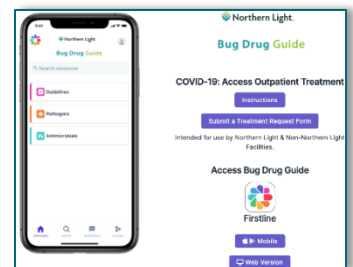
To modify profile settings, users can change their member organization and/or role within the **Location** section.



Firstline Web Version

STEP 1: When accessing the Web Version of Firstline, either from the URL above or from within PowerChart, users will select **Web Version** to navigate to the homepage.

STEP 2: From the Web Version, navigate to the various sections described in more detail below.



Guidelines

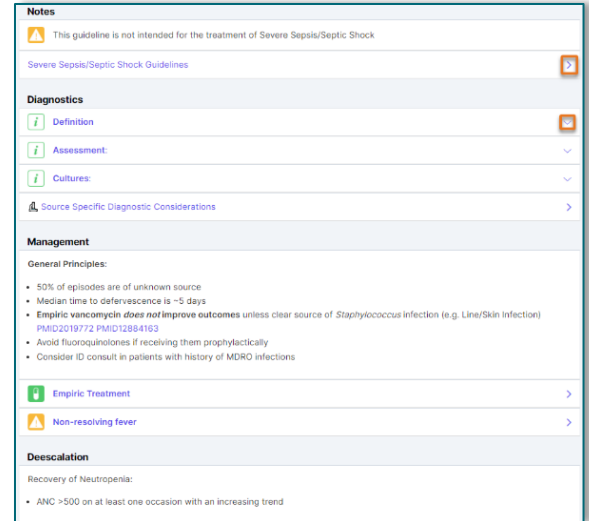
The guidelines are separated into various sections based on disease condition/body system:

- Antimicrobial Stewardship, COVID-19, Central Nervous System, Febrile Neutropenia, Genitourinary, Infectious Diarrhea, Intra-abdominal, Respiratory Infections, Severe Sepsis/Septic Shock, Skin and Soft Tissue, and Pediatric.



➤ Select the arrow within the guideline to view information regarding local treatment protocols. Select the back arrow to return to the homepage. Treatment protocols include:

- Guidance Information, Notes, Diagnostics, Management, Deescalation (if applicable), and Additional Information such as Authors and/or References.
- Expand sections to display additional information.

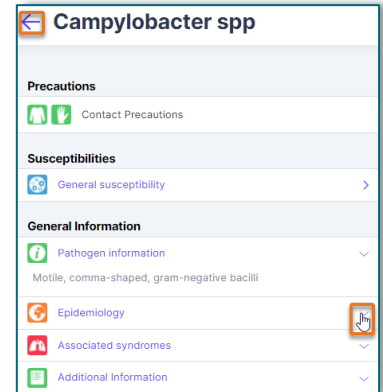


Pathogens

This section displays a list of infectious diseases with the subsequent established protocol.

➤ When selecting a pathogen name, the following information will populate:

- Precautions, Susceptibilities, and General Information.
- Select the arrows within the section to display additional information.
- To return to previous page, select the purple arrow.



Antimicrobials

This section displays a list of antimicrobial medications.

➤ Select an antimicrobial to display the following information:

- Spectrum of Activity, Dosing, and General Information.
 - Populate additional information by selecting the arrows.

