

Due to the rapidly evolving nature of novel virus spread (COVID-19), steps are being taken to improve the visibility and content of infectious disease screening within Cerner. Additional changes have been made to the Infectious Disease Risk Screening Form. These changes address specific questions regarding patient's risk factors and launch precaution orders automatically depending on certain criteria selected. The following flyer outlines these changes.

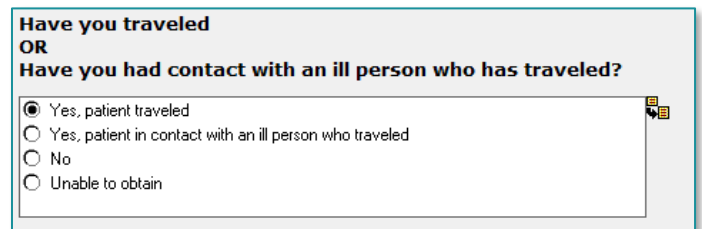
Infectious Disease Risk Screening Form/Section

- The Infectious Disease Risk Screening PowerForm section has been updated to accommodate the rapidly evolving nature of novel virus spread (COVID-19). This section is included in all inpatient, ambulatory, and ED Admission/Intake forms. See the full list in the [Affected Powerforms section](#).
- The ID Risk Screening section has been moved to the top of the PowerForms for more timely screening of patient and early identification of infectious disease symptoms.

Travel Questions Section

➤ Travel Screening Questions

- “Have you traveled **OR** have you had contact with an ill person who has traveled?”
 - The appropriate answer to the question(s) should be selected using the options available.
- Location of Travel
 - This section has been removed as of July 8.



Have you traveled
OR
Have you had contact with an ill person who has traveled?

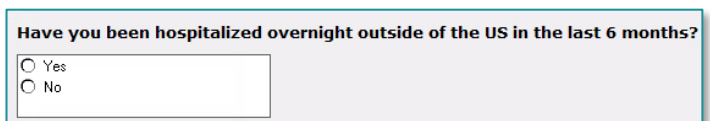
Yes, patient traveled
 Yes, patient in contact with an ill person who traveled
 No
 Unable to obtain

IMPORTANT: Depending on the responses selected, if the patient meets certain criteria, an alert will fire notifying the user that the COVID-19 precautions order has been automatically entered and that modified Contact/Droplet Precautions should be initiated.

Risk Factors and Symptoms Section

➤ Risk Factors Updates

- The List of Risk Factors have been updated with the most current information.
- A new question has been added to the form:
 - Have you been hospitalized overnight outside of the US in the last 6 months?



Have you been hospitalized overnight outside of the US in the last 6 months?

Yes
 No

- The rule that causes a requisition to print for Infection Preventionists has been updated. The requisition will also print if the response to the new screening question above is “Yes”
- The format of the Risk Factors and Symptoms has been updated.
- A red asterisk (*) has been added to identify Risk Factors for COVID-19.

Risk Factors and Symptoms/MDRO Surveillance		
*Risk Factors for COVID-19		
* Known exposure to a COVID+ patient:	<input type="radio"/> Yes	<input type="radio"/> No <input type="radio"/> Unable to obtain
* New or worsening shortness of breath:	<input type="radio"/> Yes	<input type="radio"/> No <input type="radio"/> Unable to obtain
* New or worsening cough (Non-productive):	<input type="radio"/> Yes	<input type="radio"/> No <input type="radio"/> Unable to obtain
* Fever or chills:	<input type="radio"/> Yes	<input type="radio"/> No <input type="radio"/> Unable to obtain
* Fatigue:	<input type="radio"/> Yes	<input type="radio"/> No <input type="radio"/> Unable to obtain
* Muscle or body aches:	<input type="radio"/> Yes	<input type="radio"/> No <input type="radio"/> Unable to obtain
* Headache:	<input type="radio"/> Yes	<input type="radio"/> No <input type="radio"/> Unable to obtain
* New loss of taste or smell:	<input type="radio"/> Yes	<input type="radio"/> No <input type="radio"/> Unable to obtain
* Sore throat:	<input type="radio"/> Yes	<input type="radio"/> No <input type="radio"/> Unable to obtain
* Congestion or runny nose:	<input type="radio"/> Yes	<input type="radio"/> No <input type="radio"/> Unable to obtain
* Nausea or vomiting:	<input type="radio"/> Yes	<input type="radio"/> No <input type="radio"/> Unable to obtain
* Diarrhea:	<input type="radio"/> Yes	<input type="radio"/> No <input type="radio"/> Unable to obtain
History of Covid-19	<input type="radio"/> Yes	<input type="radio"/> No <input type="radio"/> Unable to obtain
New or worsening cough (Productive):	<input type="radio"/> Yes	<input type="radio"/> No <input type="radio"/> Unable to obtain
Illness with generalized rash:	<input type="radio"/> Yes	<input type="radio"/> No <input type="radio"/> Unable to obtain

➤ Alert Updates

- Verbiage in the Discern Alert that fires have been updated when the documentation indicates appropriateness of COVID-19 isolation precautions.
- The automatic ordering of Modified Contact Precautions will only fire with if a patient responds Yes to:
 - Known Exposure to a COVID + Patient.
 - Displays one or more of any of the other identified COVID-19 Risk Factors.
- The Discern Alert window will appear if YES is selected for any of the COVID-19 Risk Factors.

Risk Factor for COVID-19 Identified. Please assess for the need to initiate Modified Contact Precautions.

NOTE: Continue to document the remainder of the ID Risk Screening Form using the typical workflow.

IMPORTANT: ALL the Risk Factors and Symptoms should be addressed with each patient. Follow the appropriate protocols for your location based on the other Risk Factors and Symptoms identified.

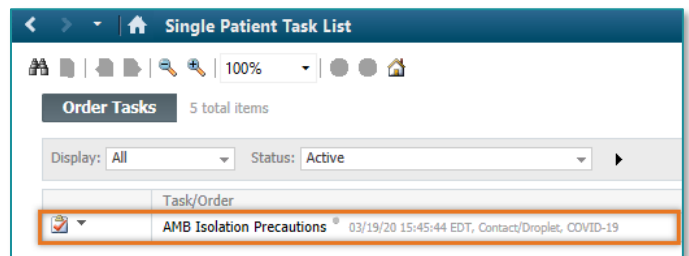
COVID-19 Precautions Order

Depending on the venue (Ambulatory, Inpatient, Emergency Department, etc.), interaction with the order will be different. Please refer to the appropriate section in this flyer for the workflow for your particular venue.

Ambulatory Workflow

➤ Task List

- From the **Single Patient Task List** or **Multi Patient Task List**:
 - The **AMB Isolations Precautions*** task to initiate **Modified Contact/Droplet** precautions will display.
 - Chart the task as **Done/Not Done**, as appropriate.



Inpatient Workflow

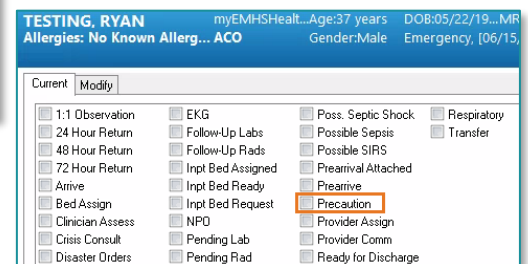
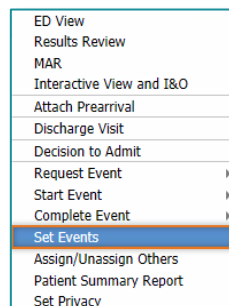
➤ CareCompass

- Notification that the order to **Initiate Modified Contact/Droplet Precautions** will display.
 - It will populate to Care Compass for a **Nurse Order Review**.
 - **Mark as Reviewed** as appropriate.

Emergency Department Workflow

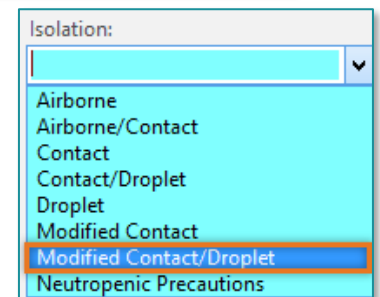
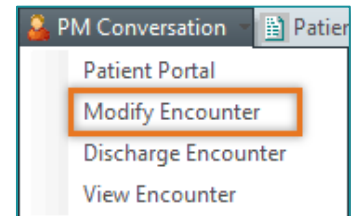
➤ LaunchPoint

- Right-click the appropriate patient's row.
- Choose the **Set Event** option from the list.
- Choose the **Precaution** option.
 - The **Precaution Icon** will display on LaunchPoint.



PM Conversation (Emergency Department and Inpatient)

- A new field has been added to select when updating the isolation field in PM Conversation.
 - Click the **PM Conversation** link from the toolbar.
 - Choose the **Modify Encounter** option.
 - Scroll down in the Conversation window to the Isolation and Disease Precautions section.
 - Update the Isolation field to **Modified Contact/Droplet**.
 - Click **OK** at the bottom of the window.



NOTE: Please refresh the chart and the new Isolation and Disease Precaution will display in the blue demographics banner bar in PowerChart/FirstNet.

➤ **Affected PowerForms:**

- Admission History Adult Form
- Admission History NICU Form
- Admission History Newborn Form
- Admission History Pediatric Form
- Ambulatory Comprehensive Intake Form
- Ambulatory Pediatric Intake Form
- Ambulatory Quick Intake Form
- Antepartum Intake Form
- BH Intake Assessment Adult
- ED Triage Part 1 - Adult Form
- ED Triage Part 1 - Adult Form - Model
- ED Triage Part 1 - Peds Form
- ED Triage Part 1 - Peds Form - Model
- Endo Preprocedure Checklist Form
- Infectious Disease Risk Screening Form
- Intake Form
- Medicare Wellness Form
- Medicare Wellness Visit Form
- OB/GYN Intake Form
- Outpatient Intake Form
- Periop Preprocedure Checklist Form
- PreAdmission Assessment Form
- Walk-in Care Intake Form