

WellDoc Health Application Ambulatory Workflow

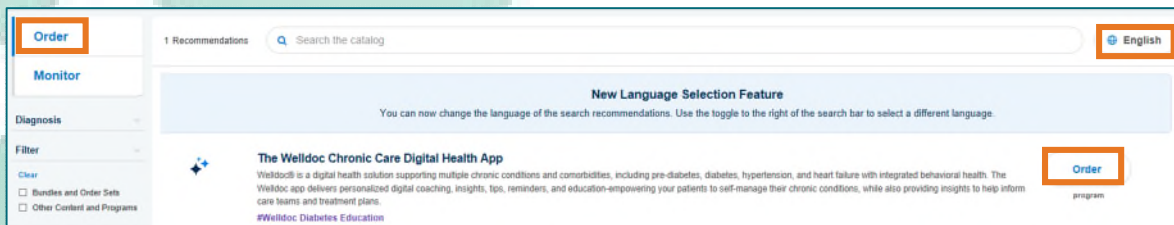
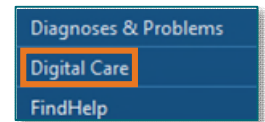
WellDoc Ordering

STEP 1: Navigate to Table of Contents and Digital Care.

STEP 2: Select Order component to the left.

STEP 3: Select appropriate language.

STEP 4: Select Order to the right of the program.

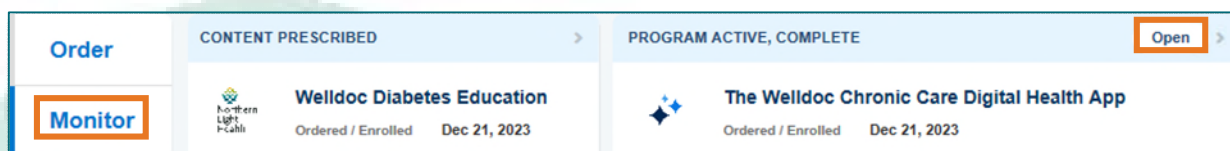
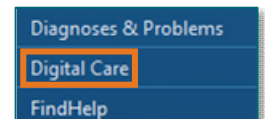


WellDoc Monitoring

STEP 1: Navigate to Table of Contents and Digital Care.

STEP 2: Select Monitor component to the left.

STEP 3: Select Open on the Program Active, Complete tile.



NOTE: If the tile shows Program Prescribed, the patient has not registered.