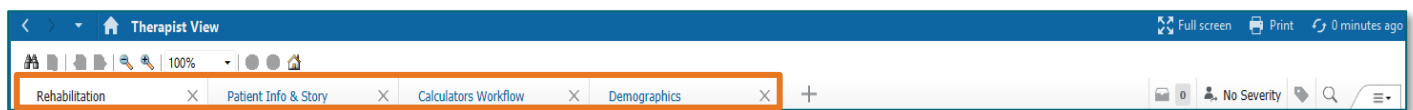


Workflow MPages are a consolidated view of information contained throughout the Electronic Health Record (EHR). Workflow MPages are customizable by the user, allowing the information to be viewed in the preferred order of chart review.

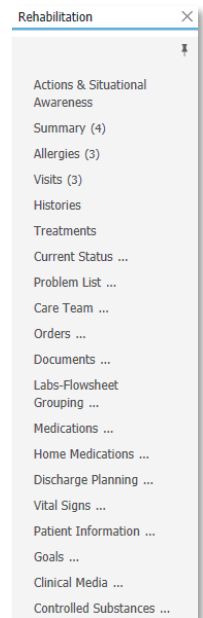
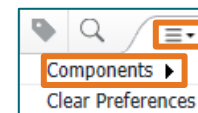
Therapist View

Rehabilitation Therapists have four MPages or tabs to view patient data from.



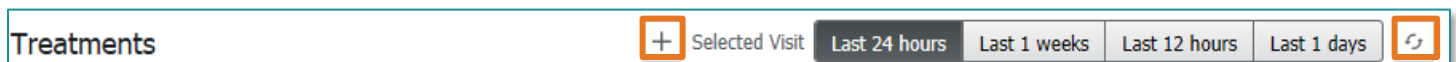
➤ Customizing the view


- An MPage can be removed from view by clicking the X to the right of the component tab.
- Click the + sign to see available MPages where they can be selected to bring them into view.
- Each MPage consists of components. The components can be reordered by clicking the component name and dragging to the desired location.
- Click the **menu icon** drop down and select **Components** to view all available components. A checkmark indicates the component is in view.
 - **Remove components** by clicking the name. The checkmark goes away.
 - **Add components** by clicking the name. The checkmark displays.



➤ Filtering and Refreshing Components

- Some components offer the ability to view documentation within different timeframes. Click the timeframe button to view within the selected time.



- Clicking the + sign will open **Adhoc** from most components.
 - **Allergies** component + sign will open the Allergy Tool.
 - **Documents** component + sign will open Documentation.
- Refresh the component to see the most current information by clicking the **refresh button**  on the far right of the component.

- Clicking the **minutes ago** button will refresh the entire MPage and will open to the first component after refreshing.

➤ **Components**

Documents (47)

- Hovering over some component titles will produce a line under the title. The line indicates clicking the title will open the chart in a specific area. In this example, the chart would open to the Documentation link located in the dark menu.
- The number next to the component title indicates the number of results in the component.

➤ **Rehab Specific Components**

- **Treatments**
 - PT/OT/Speech will view documentation from various treatments in this component.
- **Goals**
 - Both **Long Term Goals** and **Short-Term Goals** display in the Goals component.
- **Current Status**
 - **Quality Indicators** display in this section.
- **Summary**
 - Some information documented in **Home Environment** and **Assessment** populates this component of the Rehabilitation MPage.

The screenshot displays the Rehabilitation MPage interface with several components overlaid. The main window shows a table of treatments for a patient on May 19, 2022. Overlaid components include:

- Goals:** Shows PT Long Term Goals and PT Short Term Goals.
- Current Status:** Shows Quality Indicators for Bed Mobility Goals, such as 'GG0170 Patient Use Wh...' (Yes) and 'GG0170 Wheel 50 Feet...' (Setup/Clean-up assist-05).
- Summary (6):** Lists results for Barriers to Learning, PT Impairments or Limitations, Living Situation, Lives With, Lives In, and Barriers to Safe Discharge PT.