

To appropriately code a chart for billing, the patient must meet certain criteria for diagnosis of Class 1, 2, or 3 Obesity. By providing a standardized location and content of current BMI status and Obesity Class, streamlining communication between care members occurs. Nurse documentation of a BMI status assessment populates in the provider's Admission, Transfer, and Discharge Summary Notes.

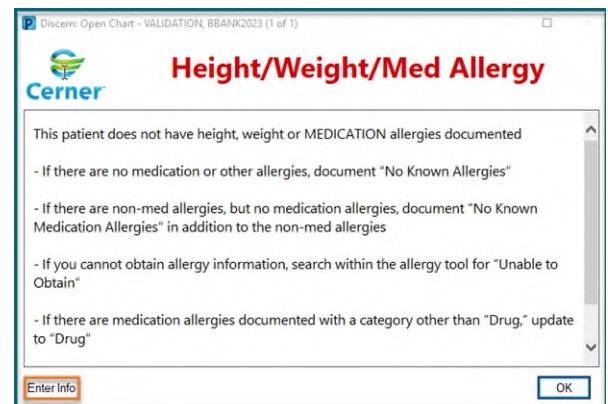
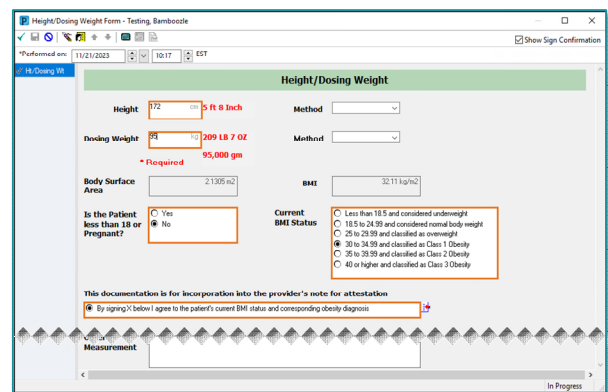
Nursing Assessment Documentation

➤ Obesity Class Documentation

- The **Height/Weight/Allergy Record** form fires when entering a patient's chart in Care Compass.
- The **Height/Dosing Weight** form is found within the Admission MPage.
 - Each form shows the criteria needed to **document** Obesity Class and satisfy BMI capture.

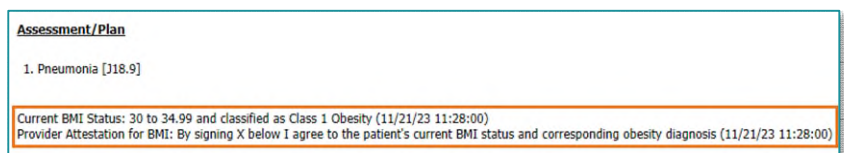
➤ Documenting Criteria

- Enter the **Height and Dosing Weight** to calculate the BMI.
- Select **Yes** or **No** to document **Is the patient less than 18 or pregnant?**
 - Selecting **No** populates the **Current BMI Status**.
 - Selecting **Yes** does not populate any further fields.
- If the patient's BMI Status falls within **Class 1, 2, or 3 Obesity**, the **Attestation** prepopulates.
- **Current BMI Status** populates to the provider's **Admission, Transfer and Discharge Summary**.
- Sign the form using the green checkmark.

Provider Documentation

- The Attestation populates to the provider's **Admission, Transfer and Discharge Summary** for patients with a Class 1, 2, or 3 Obesity.



For questions regarding process and/or policies, please contact your unit's Clinical Educator or Clinical Informaticist. For any other questions please contact the Customer Support Center at:
207-973-7728 or 1-888-827-7728.