


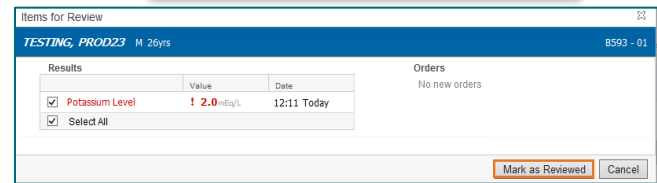
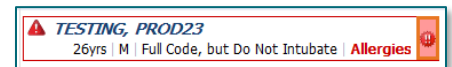
CareCompass is the default view for nursing staff in PowerChart. It provides nurses with information and activities due on their patients and will alert them of new critical results and STAT orders.

CareCompass:

When STAT Orders or new critical results are posted, nurses will see an alert on CareCompass.

➤ Navigate to your patient on CareCompass

- When there are new STAT orders or critical results, there will be a box around the patient name outlined in red.
- Click the red button  to view new results and/or orders.
- After viewing results, click **Mark as Reviewed**.



➤ Documenting Provider Notification

- Navigate to Interactive View and I&O in the **Table of Contents** Menu.
- Select the **Adult Quick View** iView Band and choose **Provider Notification**.
- Double-click the blue area below the date.
 - Complete the date of the notification by typing T in the date field.
 - Tab through the form, completing the details as appropriate.
- Use the green checkmark to sign the form.

Interactive View and I&O

Adult Quick View

Provider Notification

