
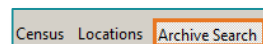
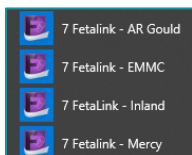


FetaLink is a maternal and fetal monitoring system that facilitates the flow of data from medical services in a manner that supports display needs of clinicians in the acute and ambulatory settings. This flyer will review the process for ROI review.

Accessing FetaLink

- Select FetaLink from the Start Menu.
- Sign In.
- Click Archive Search.
- Click Patient Search.
- Search for the patient using the FIN.



- When searching by FIN, highlight the patient's name and then OK.
- If using other methods, Name, Date of Birth, or MRN, select the appropriate patient and or FIN and then OK.

- From Episode drop-down, select the desired fetal monitoring strip.

- Click Export to PDF.



- Select a different episode if needed.
- If only a portion of the strip is needed, specify the Time Range and Modify the date/time as needed.
- Click Export – a display window will present stating that the Export is in Progress.

- Strip will automatically launch as a PDF.
- Process the PDF as needed.