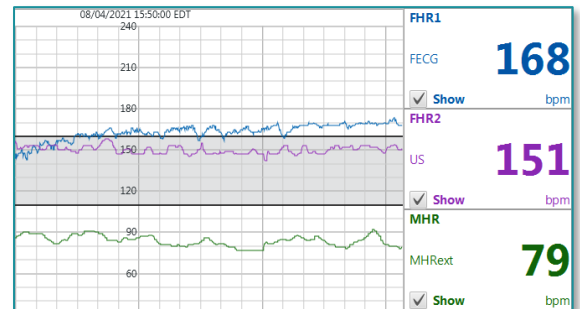


FetaLink is a maternal and fetal monitoring system that facilitates the flow of data from medical devices that supports display needs of clinicians in the ambulatory and acute settings. For patients with multiple fetal waveforms, it may be necessary to hide the display of one waveform to allow for better viewing of the other waveform.

Hide Waveforms

STEP 1: Identify a patient with multiple fetal waveforms.



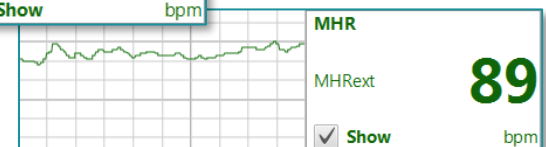
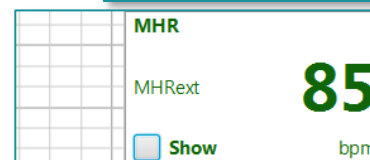
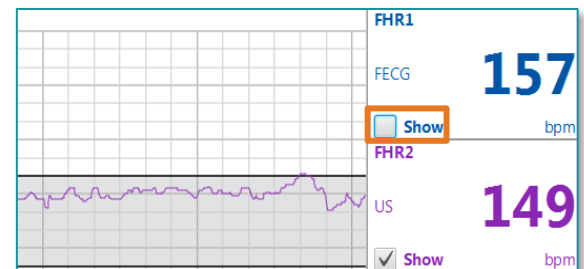
STEP 2: Uncheck the **Show** box in the waveform to hide the display.

STEP 3: Place a checkmark in the **Show** box to display the waveform.

- The functionality works with all waveforms, not just fetal waveforms.

STEP 4: To view the graph of the maternal heart rate (MHR), click the box beside **Show** and the waveform will display.

- Uncheck the **Show** box in the waveform to hide the display.
- The tracing is still running and will reappear when you place a checkmark in the box for the specific waveform.



View to Scale

STEP 1: When you click the drop down for view to scale, you can change the timeframe displayed on the monitor.

- The graph displays 10 minutes of an active fetal tracing.

