

---

GetWell Loop allows care teams to engage with patients across their care journey through automated virtual check-ins. By sending the right information at the right time, patients are identified in real time who need help. Patients will utilize the GetWell Loop from the patient portal.

---

## GetWell Loop

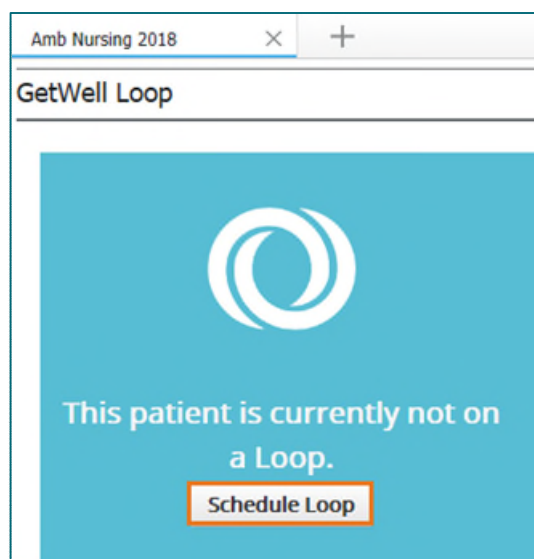
### ➤ Patient Portal Registration

- Patients need to be registered for the patient portal to be included in the GetWell Loop. This can be done at time of registration or at any time during their ambulatory encounter.
- In the demographic banner bar, the patient portal status is indicated in the myNLH location on the banner bar.
- When a patient is enrolled in the patient portal, it will be indicated by **myNLH: Yes**.
- For a detailed workflow on enrolling a patient in the patient portal, go to <https://ci.northernlighthouse.org/Flyers/Non-Providers/Ambulatory/MC/Patient-Portal-Registration.aspx>.

### ➤ Scheduling a GetWell Loop

**STEP 1:** From the patient chart select **GetWell Loop** component from the table of contents in the Workflow MPage.

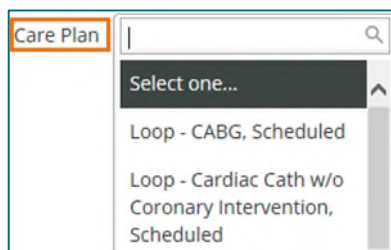
**STEP 2:** Select **Schedule Loop** and the patient information will auto populate.



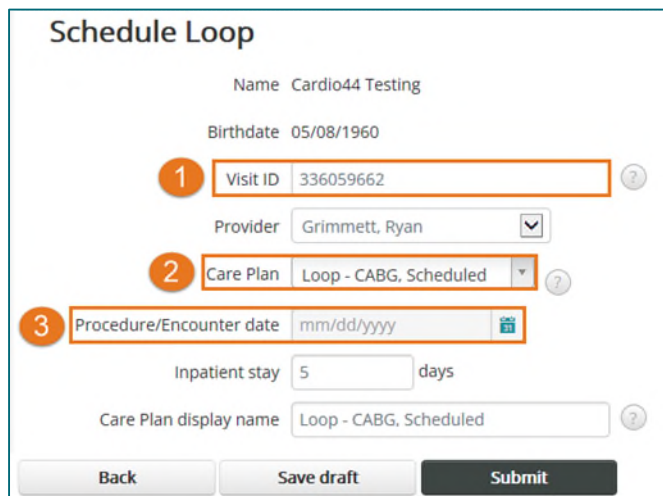
**STEP 3:** Select **Next**.

**STEP 4:** Enter the patient's **FIN#** in the **Visit ID** field.

**STEP 5:** Select the appropriate **Care Plan** from the drop down.



A screenshot of a dropdown menu titled "Care Plan". The menu is open, showing a search bar and a list of options. The options are: "Select one...", "Loop - CABG, Scheduled", "Loop - Cardiac Cath w/o Coronary Intervention, Scheduled".



A screenshot of the "Schedule Loop" form. The form contains the following fields and values:

- Name: Cardio44 Testing
- Birthdate: 05/08/1960
- Visit ID: 336059662 (highlighted with a red box and a "1" in a red circle)
- Provider: Grimmett, Ryan
- Care Plan: Loop - CABG, Scheduled (highlighted with a red box and a "2" in a red circle)
- Procedure/Encounter date: mm/dd/yyyy (highlighted with a red box and a "3" in a red circle)
- Inpatient stay: 5 days
- Care Plan display name: Loop - CABG, Scheduled

At the bottom of the form are three buttons: "Back", "Save draft", and "Submit".

**NOTE:** Care Plan options will be specific to each location.

**STEP 6:** Enter the patient's scheduled procedure date in the **Procedure/Encounter date** field.

**STEP 7:** Select **Submit**.