

When charting women’s health and maternity documentation there are specific bands in Interactive View and I&O that will aid in your documentation and populate within the workflow pages.

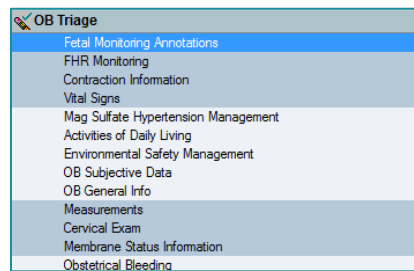
### Interactive View and I&O

There are specific bands for Women’s Health that will aid in viewing documentation across the women’s health workflow pages.

**NOTE:** Links within the headers for components on the workflow pages will bring you to Interactive View and I&O for the following components: Admission, Pregnancy Visit Information, Intrapartum & Labor Assessments, Pregnancy Risk Factors, Birth Plans, Intake and Output, and Delivery Summary.

#### ➤ OB Triage

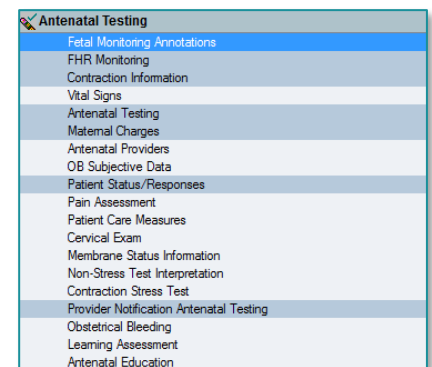
- In this band – Fetal Monitoring Annotations will appear in addition to Fetal Heart Rate Monitoring as well as Vital Signs and OB Subjective Data and OB General Info.



#### ➤ Antenatal Testing

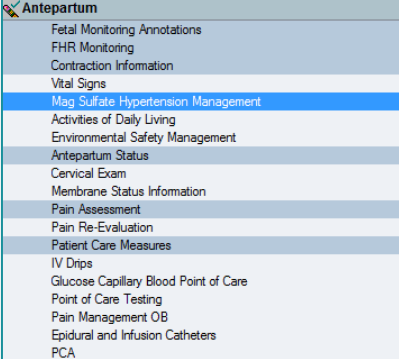
- This band will feature information related to the Fetal Monitoring for the patient.
- In the antenatal testing section, the type of testing performed and the indication will be documented.

Fetal Monitoring Annotations	
Fetal Monitoring Annotations	
FHR Monitoring	
Baby A	
◆ FHR Monitoring Method	
Monitoring Frequency	
FHR	BPM
FHR Baseline	BPM
Reactive	
Baseline Description	
Baseline Variability	
Sinusoidal	
◆ Accelerations	
◆ Deceleration	
Interpretation Category	
Fetal Activity	



➤ **Antepartum**

- Documentation of Cervical Exam, Point of Care Testing, Pain Management OB, Epidural and Infusion Catheters, and Magnesium Sulfate Hypertension Management are some of the features in this band.



Antepartum
Fetal Monitoring Annotations
FHR Monitoring
Contraction Information
Vital Signs
Mag Sulfate Hypertension Management
Activities of Daily Living
Environmental Safety Management
Antepartum Status
Cervical Exam
Membrane Status Information
Pain Assessment
Pain Re-Evaluation
Patient Care Measures
IV Drips
Glucose Capillary Blood Point of Care
Point of Care Testing
Pain Management OB
Epidural and Infusion Catheters
PCA

➤ **Labor and Delivery**

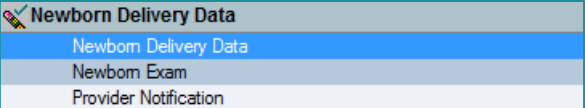
- Features in this band include the Post-Partum Hemorrhage Risk, and Labor and Delivery Information. Other documentation includes Stages of Labor Calculations.



Labor and Delivery
Mag Sulfate Hypertension Management
Activities of Daily Living
Environmental Safety Management
Cervical Exam
Mechanical Cervical Ripening
Membrane Status Information
Pain Assessment
Pain Re-Evaluation
Patient Care Measures
Oxytocin In Use Checklist
Nursing TOLAC Checklist
PPH Risk Assessment, Labor
Delivery Preparation
Delivery Counts
Delivery Information
Stages of Labor Calculations
Episiotomy and Laceration
Obstetrical Bleeding

➤ **Newborn Delivery Data**

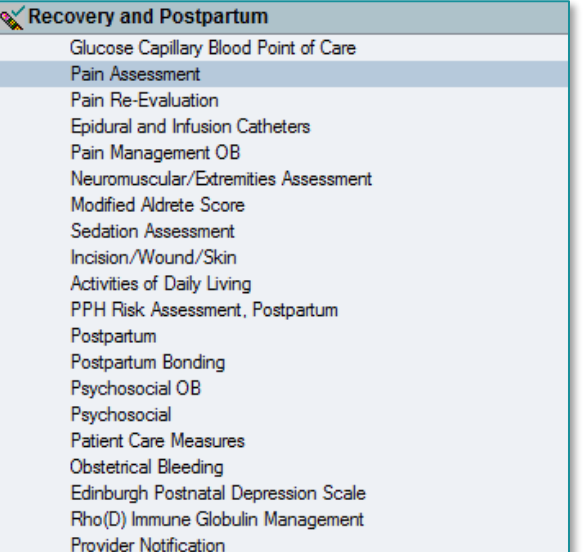
- In this band, you will document the Newborn Delivery Data and Newborn Exam.



Newborn Delivery Data
Newborn Delivery Data
Newborn Exam
Provider Notification

➤ **Recovery and Postpartum**

- Postpartum documentation including Postpartum bonding, Edinburgh Postnatal Depression Scale, and Rho(d) Immune Globulin Management are part of the documentation for this band.



Recovery and Postpartum
Glucose Capillary Blood Point of Care
Pain Assessment
Pain Re-Evaluation
Epidural and Infusion Catheters
Pain Management OB
Neuromuscular/Extremities Assessment
Modified Aldrete Score
Sedation Assessment
Incision/Wound/Skin
Activities of Daily Living
PPH Risk Assessment, Postpartum
Postpartum
Postpartum Bonding
Psychosocial OB
Psychosocial
Patient Care Measures
Obstetrical Bleeding
Edinburgh Postnatal Depression Scale
Rho(D) Immune Globulin Management
Provider Notification

➤ **OB Special Assessment**

- Documentation in this band will include Mechanical Cervical Ripening, Amnioinfusion, TOLAC Checklist, Fetal Neonatal Bereavement, CIWA, COWS, and Warming/Cooling.

OB Special Assessment	
Vital Signs	
Mechanical Cervical Ripening	
Obstetrical Bleeding	
Amnioinfusion	
Nursing TOLAC Checklist	
Blood Product Transfusion	
Magnesium Sulfate Therapy Assessment	
Seizure Assessment	
Fetal Neonatal Bereavement	
CIWA	
COWS	
Warming/Cooling	

➤ **OB Systems Assessment**

- The Systems Assessment of the patient will be documented in this band.

OB Systems Assessment	
Vital Signs	
Activities of Daily Living	
Morse Fall Risk Scale	
Pain Assessment	
Pain Re-Evaluation	
Patient Care Measures	
Mental Status Detailed	
Neurological	
EENT	
Integumentary	
Incision/Wound/Skin	
Respiratory	
Cardiovascular	
Breasts	
Lymph Nodes	
Gastrointestinal	
Genitourinary	
Musculoskeletal	

➤ **OB Education**

- Documentation of education will be in this band.

OB Education	
OB Education Screening	
Antenatal Education	
L&D Patient Education	
Feeding Education	
Postpartum Patient Education	
Restraints Education	

➤ **Breast Assessment**

- In this band, the Breastfeeding Assessment will be documented. The Breastfeeding assessment is performed in the baby's chart. The assessment of the breast found in Systems Assessment is performed in the mother's chart.

Breast Assessment	
Breastfeeding Assessment	
Breastfeeding Assessment	
Length of Time Right	
Length of Time Left	
Latch	
Audible Swallowing	
Hold Type	
Hold Assistance	

**NOTE:** Additional bands can be pulled in as needed, i.e. Blood Product Administration.

➤ **Maternal Charges**

- Several of the bands have Maternal Charges as part of the band that need completed. This documentation will then drop charges automatically. Some charges are numeric, others are a select for options, and some are a done/not done selection.

Maternal Charges	
WCS OB Level Charges	
WCS OB Non-Stress Test Fetal	
WCS OB Biophysical Profile	
WCS OB Observation Hours Charges	Hours
WCS OB Direct Admit Hosp Obs/MBP	
WCS OB External Cephalic Version	
WCS OB Amnioinfusion Procedure	
WCS Labor Charges	
WCS OB Epidural/Intrathecal	
WCS Delivery Charges	
WCS OB Extended Recovery Each 30 Min	
WCS OB Major Procedure Follow Delivery	
WCS Lactation Consult Duration Contact	
WCS IUD - LARC Placement	

➤ **Adding Additional Bands**

- Additional bands may need to be added to document and view additional information.
- To add additional bands, click the **Customize View** icon on the **Interview View**.
- The desired bands can then be searched and selected to add them to view.

