

Once a labor onset date and time have been entered in Interactive View and I&O, information on the Partogram will begin to populate. The information will be available to all members of the healthcare team to provide information regarding the progression of labor for the patient and assist in delivering high-quality care.

## Partogram

Information in the components on the Partogram MPage provide general pregnancy and labor-related clinical information about the patient and her baby.

### ➤ Partogram Overview

- The Partogram overview component is the only component on this page that includes pregnancy-specific events across encounters.
- Information will populate in this component from the time the **Labor Onset Date and Time** have been documented.
- Information that displays in this component is: Gestational Information, Gravida and Parity, GBS Status, Blood Type, Labor Onset and Date, Baby (Baby A, B, or C), Rupture of Membranes, Delivery Information, Oxytocin, and Epidural.

Partogram					
Gestational Information	Gravida/Parity	GBS Status	Blood Type	Labor Onset	
EGA: 39w 3d EDD: MAY 24, 2021	G1, P0 (0, 0, 0, 0)	Negative	---	2Hrs 1Min MAY 20, 2021 08:45	Nullipara
Baby	Rupture of Membrane	Delivery Information	Oxytocin	Epidural	
Baby A	---	---	! --- * Start    + Increase ■ Stop     + Decrease	! --- + Epidural Start ■ Epidural Discontinued ● Epidural Bolus, Anesthesia ○ Epidural Bolus, Patient	

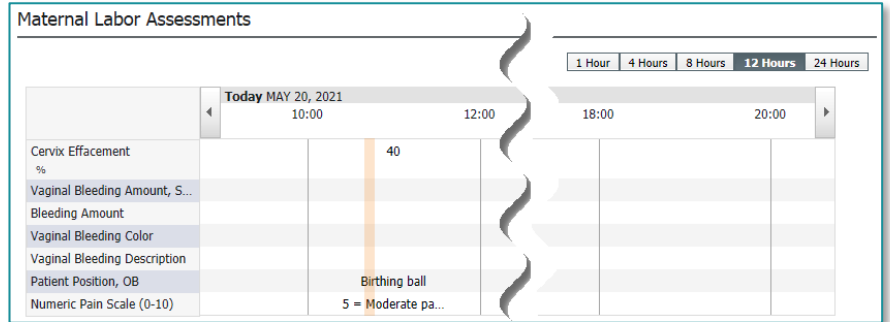
### ➤ Labor Curve

- The Labor Curve will display information from nursing documentation.
- Information contained in this component includes: Cervix Dilation, Fetal Station, Fetal Position.



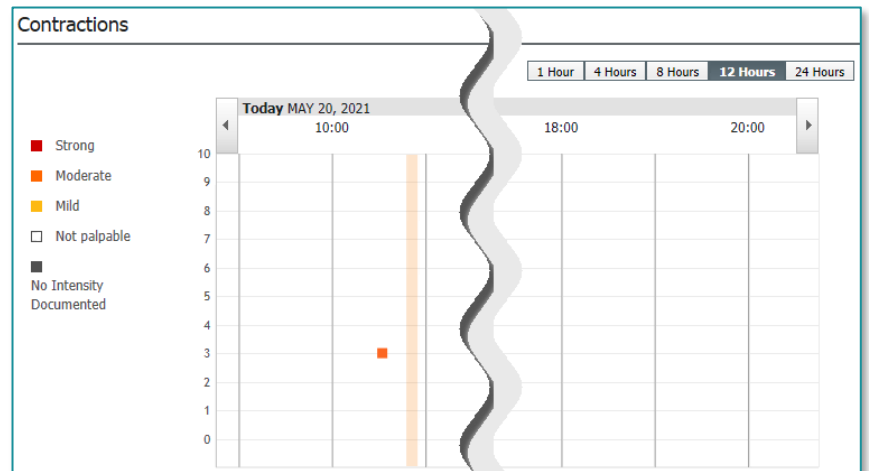
➤ **Maternal Labor Assessments**

- Information from nursing documentation in iView will populate to this component.
- Some key documentation includes the Cervix Effacement %, Vaginal Bleeding, Patient Position, and Numeric Pain Scale.



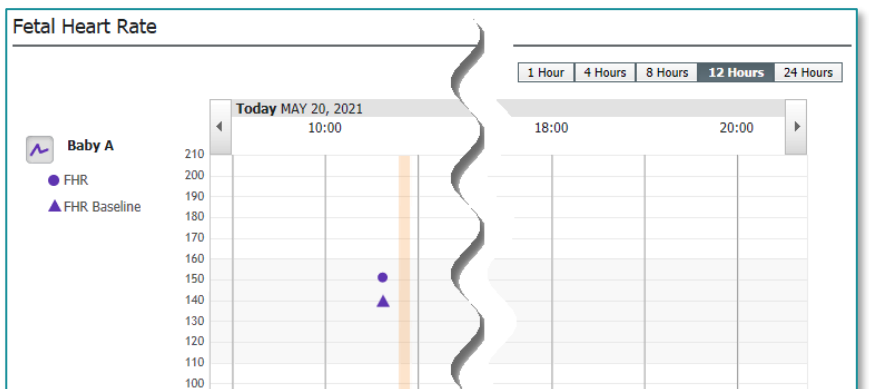
➤ **Contractions**

- Information from documentation regarding the type of contractions will display in this component.



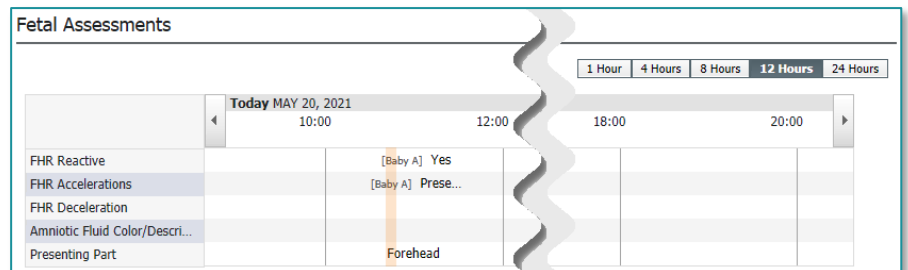
➤ **Fetal Heart Rate**

- Information from documentation will flow into this component, displaying the Baseline Fetal Heart and the Fetal Heart Rate in a timeline graph.



➤ **Fetal Assessments**

- Information from documentation will flow into this component.
- Key elements of documentation include Accelerations and Decelerations, Amniotic Fluid Color, and the Presenting Part.



➤ **Maternal Vital Signs**

- Information from documentation will flow into this component.
  - Elements that display are the Blood Pressure, Heart Rate – Monitored, SpO2, and Respiratory Rate.



➤ **Maternal Physical Assessments**

- Information from documentation will flow into this component.
  - Elements that display include Urine Dipstick results, Reflex, Clonus, and Level of Consciousness.

