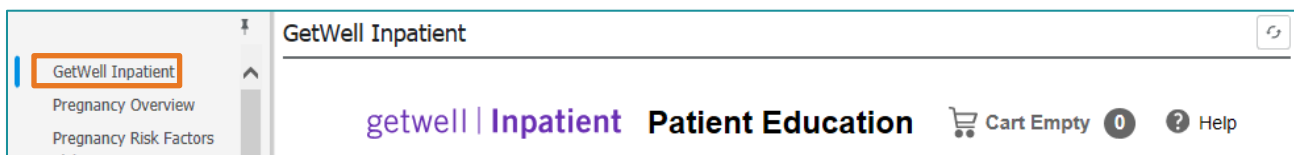


GetWell Inpatient (Getwell Acute) utilizes smart TV technology to engage patients in the management of their care. The solution provides personalized care plans to assist with the patient's learning process and preparation for discharge. Key to the solution is the integration with Cerner that allows the nurse to assign educational videos and monitor the assignments for completion, while allowing the patient to complete viewing at a time convenient for them.

GetWell Inpatient



From the Postpartum MPage:

STEP 1: Locate the GetWell Inpatient component.



STEP 2: Assigned Education will display in the component.

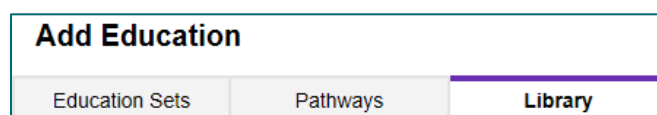
- The status of the education completion will display and items may be removed from the assigned education if needed.


Assigned Education (4)		
Search Assigned Education		
Title	Status	Remove
SD Education Medication Teaching	Pathway	-
Caring for Your PICC or Central Line	Active	
Depression: Using Your Inner Strengths	Completed	
Five Ingredients for Healthy Eating	Completed	
Pneumococcal Vaccine	Active	

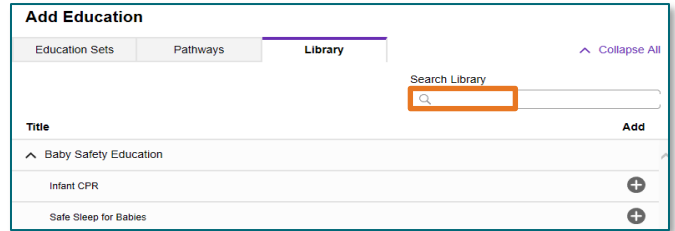
Add Education


STEP 3: To select additional education appropriate for the patient, click **Add Education**.

- Choose the appropriate option (Education Sets, Pathways, or Library) within **Add Education**.

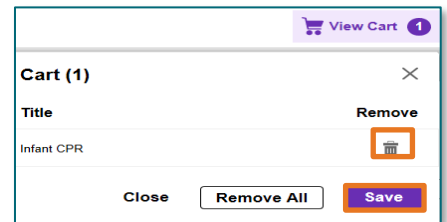




- Each category will have topics available for selection. If the desired education is not within the category, search the subject in the **Search Library** field.
- Select the title of the education. More than one topic may be selected at a time.
- Click the  sign to place the education in the cart.
- The number of items selected will display in the cart.
- Review the cart before adding to the patient’s playlist.



 **Items are in your cart (1)** Review the items in your cart before adding them to your patient’s playlist [Review Cart](#)


- Select **Save** after reviewing the education. If a title was selected in error, click the **Trash Can** to remove.
- The education selected will display in the **Assigned Education**.



Assigned Education (4)		
Search Assigned Education		
Title	Status	Remove
SD Education Medication Teaching	Pathway	-
Caring for Your PICC or Central Line	Active	
Depression: Using Your Inner Strengths	Completed	
Five Ingredients for Healthy Eating	Completed	
Pneumococcal Vaccine	Active	

- The patient will watch the education topic(s) displayed on the television.

STEP 4: As the patient completes education, the **progress** will display in the component.



STEP 5: Education will display as completed in the patient’s chart in the Documents component and in the OB Education band in Interactive View and I&O.

The screenshot shows the 'Documents (1)' list with a table containing one entry: 'EDUCATION NOTE' (Education Note) from 'Unknown' author, updated on 'JAN 14, 2022 11:33'. Below this is the 'OB Education' band with a sidebar menu and a main table. The sidebar menu includes 'Teaching Method', 'OB Education Screening', 'Antenatal Education', 'L&D Patient Education', 'Feeding Education', 'Postpartum Patient Education', 'Restraints Education', and 'Patient-Indicated Smart App Responses'. The main table shows a 'Teaching Method' section with a table of 'Patient-Indicated Smart App Responses'.

Time of Service	Subject	Note Type	Author	Last Updated	Last Updated By
JAN 14, 2022 11:33	EDUCATION NOTE	Education Note	Unknown	Unknown	Unknown

Teaching Method	Start	End
Patient-Indicated Smart App Responses	01/18/2022 9:43 EST	01/14/2022 10:22 EST

Teaching Method	Response
Patient-Indicated learner	Patient [2]
Patient-indicated comprehension	No [2]
Smart app assigned education title	Five In...[2]

- To view the details, highlight the document titled **Education Note**.

STEP 6: Tasks will display on the WH Tracking Board in the Activities Column under Patient Care.

The screenshot shows the details for the 'EDUCATION NOTE' document. It includes a 'Print' button, 'View Document' link, and metadata: 'Education Note (Modified)', 'Author; Contributor(s): Unknown', and 'Last Updated: Unknown'. The main content area shows 'EDUCATION NOTE (Modified) ADVIL, ibuprofen 200mg tablet' and 'Medication Education understood? No'.

The screenshot shows the WH Tracking Board for patient 'TESTING, SARAH'. The 'Activities' column shows a green plus sign icon. The 'Document Activities' panel for this patient lists 'Medications (0)', 'Patient Care (5)', 'Assessments (0)', and 'Other (0)'. The 'Patient Care (5)' section is expanded to show 'Getwell Education Follow Up' with a detailed description: 'Start: 01/18/22 7:30:08 EST, ONCE, Stop: 01/18/22 7:30:08 EST, Order placed secondary to Getwell education video Five Ingredients for Healthy Eating being completed by patient. R992_GETWELL_EDU_FOLLOWUP: Getwell Education Follow Up'.