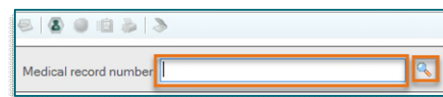


Imaging staff can verify a patient's implanted port are recorded within PowerChart as PowerPorts.

STEP 1: Launch PowerChart.

STEP 2: Type the **Medical record number**.

- Use the search icon if the medical record number is not available.

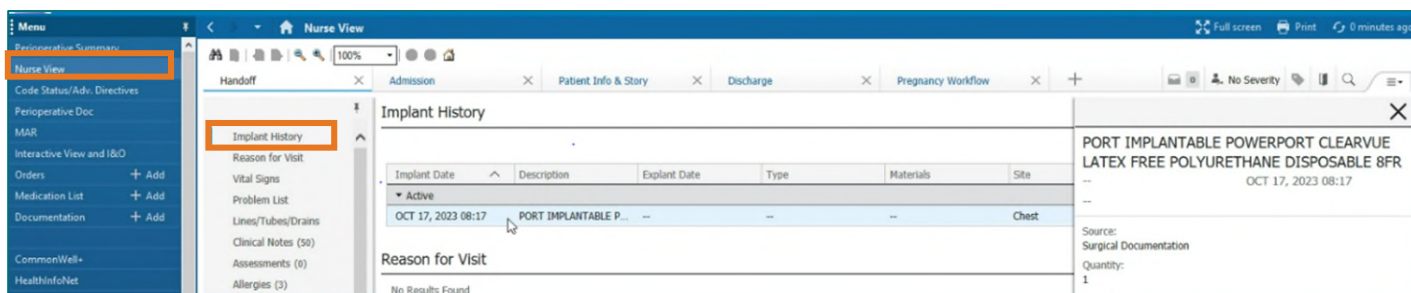
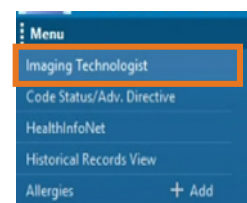


STEP 3: Select **OK**.

STEP 4: Select the appropriate viewpoint, **Nurse View** or **Imaging Technologist**.

STEP 5: Select **Implant History**.

STEP 6: Select **Port Implantable** to verify the port is a PowerPort.



NOTE: If unable to locate the implant documentation within the component, search under **Notes > Implant Device**, then change the date criteria and the scanned document displays.