

---

Workflow MPages are designed to provide a format for reviewing, ordering, and documenting actions for a more efficient workflow and improve patient safety. The tool consolidates documentation and standardizes the workflow and decreases the amount of time in the electronic health record (EHR).

---

## Nutrition View

The Nutrition Workflow MPage is accessed from Nutrition View located in the Menu.

### ➤ Available MPages

- There are multiple MPages available within the Nutrition View and display as tabs.
  - Nutrition Workflow
  - Patient Info & Story
  - Endocrinology Quick Orders
  - Endocrinology Workflow



### ➤ Customizing the View

- MPages can be moved to a different location by clicking the name of the MPage and dragging to the desired location.
- If an MPage isn't needed, it can be removed by clicking the X.
- To move an MPage back in view, click the + sign.



### ➤ Rearranging the Components

- Components can be arranged to the order that is most desirable for your workflow.
  - Select the name of the component and drag to the appropriate location.
- Components can be hidden from view if they are not necessary for your workflow.
  - Select the menu icon in the upper right-hand corner and select Components.



- To remove a component from view, click the component to remove the checkmark and it will no longer be in view.
- To return a component to view, repeat the same steps by adding a checkmark next to the component and return it to be in view.

## Nutrition Workflow Components

### ➤ Risk Indicators

- The **Risk Indicators** component displays the **Readmission Risk Score** and **BOOST** for the patient.
  - Clicking the black carat next to **Readmission** will display the patient's readmission score trend.
  - Clicking the black carat next to **BOOST** will display **BOOST P** Categories for a patient:

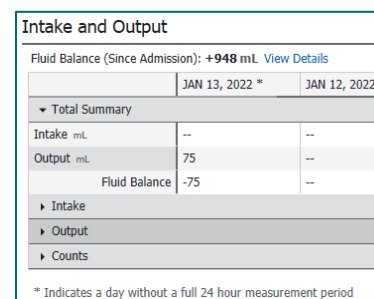


Risk Indicators	
▾ ▶ <b>READMISSION</b>	↗ High (65) 01/12/2017 15:00
▾ ▶ <b>BOOST (1)</b>	

- **Polypharmacy** – A patient taking 15 or more routine medications, or certain medications like anticoagulants, anti-platelets, or antidiabetics.
- **Psychiatric History** – History of depression, alcohol abuse, suicidal ideation.
- **Principal Diagnosis** – Certain diagnosis (Cancer, Stroke, Diabetes, COPD, etc.)
- **Physical Limitations** – patient is unable to participate in their own care due to frailty, deconditioning, or physical limitations.
- **Poor Health Literacy** – Patient is unable to understand their care plan or unable to teach back.
- **Patient Support** – Patient is in a shelter, homeless, or patient has a history of falls in the last three months.
- **Previous Hospitalizations** – Three or more ER visits or a prior observation stay within six months.
- **Palliative Care** – Patient has an active Palliative Care consult.

### ➤ Intake and Output

- Pulls in documented intake and outputs for a 24-hour period.
- Identifies where the intake and output came from.
  - Select **View Details** to see the calculated fluid balance.



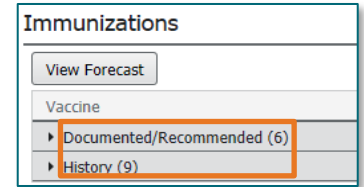
Intake and Output		
Fluid Balance (Since Admission): <b>+948 mL</b> <a href="#">View Details</a>		
	JAN 13, 2022 *	JAN 12, 2022
▼ Total Summary		
Intake mL	--	--
Output mL	75	--
Fluid Balance	-75	--
▶ Intake		
▶ Output		
▶ Counts		

\* Indicates a day without a full 24 hour measurement period

### ➤ Immunizations

- The patient's immunization history will display.

- The status will indicate if they are due for an immunization.
  - The immunizations displayed will be for immunizations given within the Northern Light Health system or historically entered for immunizations given outside the Northern Light Health system.

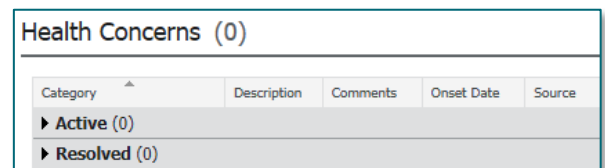


➤ **Imaging**

- Imaging tests that have been ordered for the patient display here.
- Clicking the imaging name will open the results in a separate window.

➤ **Health Concerns**

- Provides a place for nursing to document general health concerns outside of the clinical problems being addressed (e.g., patient concerned about their level of fitness).
- Used primarily by ambulatory practices to track health concerns over multiple appointments.
- Should only be used to document health concerns not covered by the problem list and/or other histories.

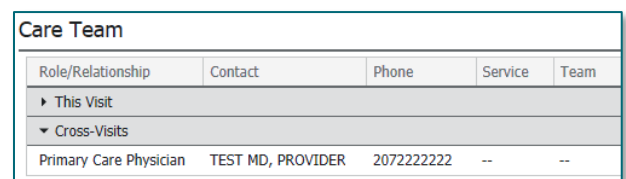


➤ **Discharge Planning**

- Specific documentation by Care Managers and Nursing pertaining to discharge will populate in this component.
  - Examples are: Estimated Date of Discharge, Lay Caregiver, and Anticipated Discharge to.

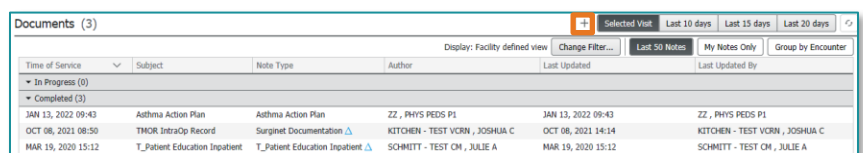
➤ **Care Team**

- Displays the providers who have established a relationship with the patient.
  - This will also display contact numbers and the provider's service.



➤ **Documents**

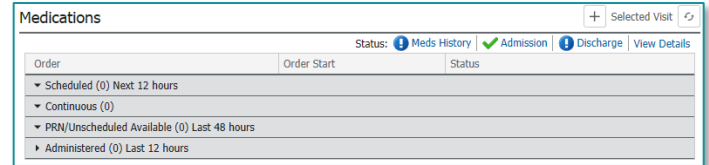
- Shows all **In Progress** and **Completed** documents.
  - Single-click to view documents in a preview pane.
- Click the + button to create a PowerNote.
- Clicking the component header, will navigate you to **Documentation**.



- To return to **Nutrition View**, click the back arrow at the top of the toolbar.

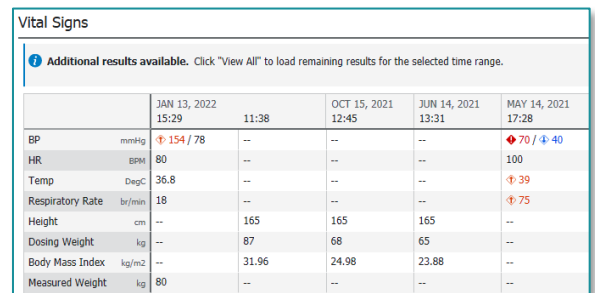
➤ Medications

- Displays the medications that are due in the next 12 hours.
- Displays continuous fluids the patient has running.
- Displays what the patient has available for PRN medications.
- Pulls in the medications that have been administered in the last 12 hours. This is a quick method of finding when the patient last had their pain medications or other prn meds.
- Clicking the component header, will navigate you to the **MAR Summary**.
  - To return to **Nutrition View**, click the back arrow at the top of the toolbar.



➤ Vital Signs

- Displays up to 12 columns of vital signs, including Oxygen Saturations, Oxygen Delivery, Birth Weight if documented, and dosing weight.
  - Click a value to see the ranges.
  - Click the vital sign name to see the trend for that vital sign.
- Clicking the component header, will navigate you to **Interactive View and I&O**.
  - To return to **Nutrition View**, click the back arrow at the top of the toolbar.

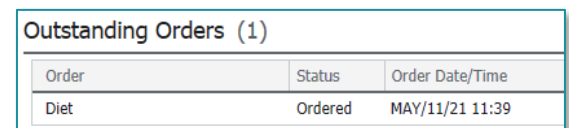


	JAN 13, 2022 15:29	11:38	OCT 15, 2021 12:45	JUN 14, 2021 13:31	MAY 14, 2021 17:28
BP	mmHg	↑ 154 / 78	--	--	♦ 70 / ↓ 40
HR	BPM	80	--	--	100
Temp	DegC	36.8	--	--	↑ 39
Respiratory Rate	br/min	18	--	--	↑ 75
Height	cm	165	165	165	--
Dosing Weight	kg	--	87	68	65
Body Mass Index	kg/m2	--	31.96	24.98	23.88
Measured Weight	kg	80	--	--	--



➤ Outstanding Orders

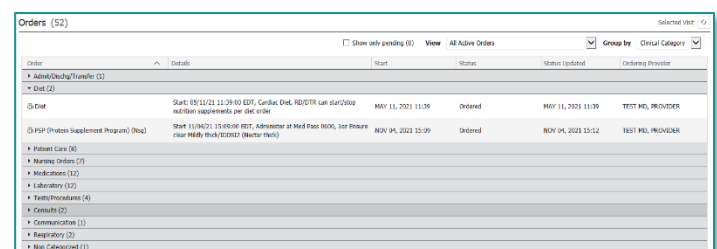
- Pulls in orders that have not been completed.
- If you click the order, the additional details window will appear.



Order	Status	Order Date/Time
Diet	Ordered	MAY/11/21 11:39

➤ Orders

- Displays the orders based on the filter being used within the component.
  - Select the drop down for **View** to change the filter.



Order	Start	Status	Status Updated	Ordering Provider
Diet	Start: 05/11/21 11:39:00 EDT, Cardiac Diet, RD/OTR Can SGR2009 Addition requested per diet order	Ordered	MAY 11, 2021 11:39	TEST MD, PROVIDER
PSF (Pharm Supplement Program) (Rpt)	Start: 11/24/21 15:08:00 EST, Administer at Med Pass 0630, for Patient clear Meds, Meds/ECR02 (Nectar Ther)	Ordered	NOV 24, 2021 15:09	TEST MD, PROVIDER

- Click the order to open the additional details window.
  - From here orders can be canceled and discontinued or reordered.
- Clicking the component header, will navigate you to **Orders**.
  - To return to **Nutrition View**, click the back arrow at the top of the toolbar.



### ➤ Allergies

- A number next to **Allergies** indicates the number of allergies documented.
- Allergies are reviewed, added, and modified within this component.
- An orange triangle with an exclamation point indicates this is a **Non-Multum Allergy** and no interaction checking is available.

Allergies (0)							
Substance	Severity	Reactions	Category	Status	Reaction...	Source	Comments
▲ NKA	--	--	Drug	Active	Allergy	Patient	--

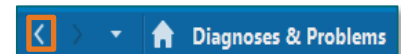
- Clicking the component header, will navigate you to **Allergies**.
  - To return to **Nutrition View**, click the back arrow at the top of the toolbar.



### ➤ Histories

- Displays previously documented information from the **Problem List**, **Procedure History**, **Family History**, **Social History**, and **Pregnancy History** tools.
- Clicking the component header, will navigate you to **Diagnoses & Problems**.
  - To return to **Nutrition View**, click the back arrow at the top of the toolbar.

Histories	
Problems	Procedure
Search within	
Name	Classification
▶ Chronic Problems (1)	
▶ Resolved Problems (0)	



### ➤ Assessments

- Displays the most recent documentation from specific documentation fields within the **System Assessment Interactive View** and **I&O band**.
- Ideal location to see what has been documented by nurses for lung sounds, bowel sounds, pulses, cardiac rhythm, etc.

Assessments (1)			
Result/Form Name	Result	Author	Date/Time
▼ Results (1)			
Level of Consciousness	Alert	ZZ, NURSE P1	JAN 14, 2022 10:03

➤ Problem List

- Displays a patient’s **Chronic** and **This Visit** Problems and Diagnosis.
  - Resolved and previous **This Visit** problems can be viewed at the bottom of the component.

Priority	Problem Name	Code	Onset	Classification	Actions
1	(HCC) COPD mixed type	J44.1 (ICD-10-CM)	--	Medical	<input checked="" type="checkbox"/> This Visit <input type="checkbox"/> Chronic
--	(HCC) Severe sepsis without septic shock	R65.20 (ICD-10-CM)	--	Medical	<input checked="" type="checkbox"/> This Visit <input type="checkbox"/> Chronic
	Clostridium difficile	--	FEB 18, 2021	Medical	<input type="checkbox"/> This Visit <input checked="" type="checkbox"/> Chronic <a href="#">Resolve</a>
	Tobacco use	--	--	Patient Stated	<input type="checkbox"/> This Visit <input checked="" type="checkbox"/> Chronic <a href="#">Resolve</a>
	VRE	--	NOV 09, 2020	Medical	<input type="checkbox"/> This Visit <input checked="" type="checkbox"/> Chronic <a href="#">Resolve</a>

➤ Lines/Tubes/Drains

- Displays documented Lines, Tubes and Drains with location and insertion date.
  - Insertion date needs to be documented within the dynamic group for the insertion date to pull to the MPAGE component.

Type	Location	Inserted
▾ Lines (1)		
Peripheral IV	IV cannula Forearm Left 18 gauge	JAN 14, 2022 10:01
▸ Tubes/Drains (1)		
▸ Discontinued (0)		

- If the peripheral IV or Central Line dressing is overdue, the inserted date will display in **red**.
- Click the carat next **Lines/Tubes/Drain** to see the most recent.
- Clicking the component header, will navigate you to Interactive View and I&O.



- To return to **Nutrition View**, click the back arrow at the top of the toolbar.

➤ Labs

- Displays up to 12 columns of lab results.
  - Click a value to see the ranges.
  - Click the lab result name to see the trend for that lab.

	MAR 01, 2021 13:32	FEB 05, 2021 15:31
▾ Respiratory Direct Identification		
Influenza A Rapid Antigen	--	Positive
Influenza B Rapid Antigen	--	Negative
RSV Rapid Antigen	Positive	--

➤ Implant History

- Displays the patient’s implant history.

Implant Date
▾ Active