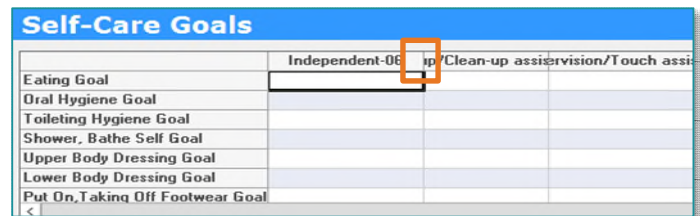


The PowerForms documented by Occupational Therapists have been updated to align with Cerner enhancing the workflow for the therapist. The updates include changes to the dropdown options content, including the order they appear, changes to grids, removal of some documentation fields, and addition of new documentation throughout the PowerForms.

Grid Column Headers

- **Grid column headers** are aligned with model and all of the column title may not be in view.
- **Adjusting grid columns size** allows the column header to be seen more easily.
 - Select the line in between two columns, then click and drag to make bigger.




Self-Care Goals	
Eating Goal	Independent-06 [] /Clean-up assistivision/Touch assi
Oral Hygiene Goal	
Toileting Hygiene Goal	
Shower, Bathe Self Goal	
Upper Body Dressing Goal	
Lower Body Dressing Goal	
Put On, Taking Off Footwear Goal	

OT Inpatient and Outpatient Evaluation Forms Changes

- **Assessment Section**
 - **Assessment/Justification** is now **Clinical Assessment Summary**.
- **OT Long Term Goals Section**
 - New sub-section for **Self Care Goals**.
- **OT Short Term Goals Section**
 - **Strength ROM** and **Postural Body Ergonomics** have been removed from this section. The **Other Goals** grid can be used to document this information.

Outpatient Daily, Inpatient Daily, and Progress Note Documentation Forms

- **Review/Treatments Provided Section**
 - Click **Yes** in **Short Term Goals Reviewed** to open the **OT Short Term Goals** section for documentation.
 - Treatment sections are accessed from **Treatments Provided This Date** subsection.
 - Select the desired treatment to be documented and the section will open.
 - Use the **circle back**  button to return to **Review/Treatments Provided**.

- Select the next treatment to be documented and continue this process until all applicable treatment sections are documented.

NOTE: Once a section has been documented, it can be opened for review or further documentation from the section menu on the left.

NOTE: Total Visit Count and Visits Since Last Progress Note on the Outpatient Therapy forms will not be accurate on existing patients. The counter is unable to look back at previously documented forms. New patients on or after the implementation will display an accurate visit count.

➤ Aquatic Therapy Section

- This section is now located only in the **Physical Therapy** forms.

➤ Education Section








- **Responsible Learner Present for Session** replaces **Responsible Learner(s) Present**.
- **Additional Learners(s) Present** replaces **Primary Learner(s) Present**.
- **Teaching Method**
 - Updated options.

- Document learning evaluation for Responsible Learner(s) grid has a **Comment** column which replaces the **Written Information** column.
 - Grid columns are in a different order.
 - Education topics remain the same.

Document learning evaluation for Responsible Learner(s)					
	Verbalizes understanding	Demonstrates	Needs further teaching	Needs practice/supervision	Comment
Attention/Concentration Strategies					

- Home Program/Education has been added.
 - **Med-Bridge codes** and other education provided can be added here.

Home Program/Education

Segoe UI 9     **B U I S**   

➤ **Modalities Section**

- The following columns in the **Modalities** grid are now **free text** instead of dropdown options:
 - Body Region
 - Settings

Add Result Comment

Body Region

Comment

OK Cancel

➤ **Skin Assessment/UE Casting Section**

- Replaces **Skin/Edema** and **UE Casting** sections.
- **Skin Assessment, Lower Extremity Casting, Casting ROM, and Neurovascular Assessment Upper Extremity** is documented in the new combined section.
- **Nail Bed Description** grid has new column header descriptions.

Nail Bed Description						
	Pink	Black	Cyanotic	Dusky	Pale	Comment
Left Foot						
Right Foot						

➤ **WC Management Section**

- **Wheel 50 Feet with Two Turns** and **Wheel 150 feet** are new additions to the **Wheelchair Mobility** grid.
 - Documentation in those grid rows opens the respective documentation to identify what type of wheelchair the patient is using.

Wheel 50 Feet with Two Turns

Wheel 150 feet

Type Wheelchair, Scooter Use 50ft

Manual wheelchair

Motorized wheelchair

Type Wheelchair, Scooter Use 150ft

Manual wheelchair

Motorized wheelchair

➤ **UE Coordination Section**

- If more than one trial of the **9 Hole Peg Test** is completed, document the best number from the trials performed.

➤ **Special Tests Rehab**

- Renamed from **Spine Special Tests**.

➤ **Additional Special Tests Section**

- Renamed from **Special Tests**.

Repetition/Time Column in Various Grids

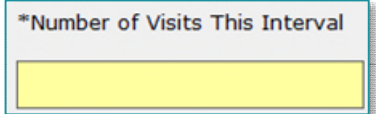
➤ The **Repetition/Time** column has replaced the **Repetition/Time/Percentage** column.

- Percentage can be documented in **Repetition/Time** column by adding a % symbol after a number.

OT Certification Letter

➤ **Physician Certification** section

- **Number of Visits this Interval**
 - Document how many visits are being requested for this interval.



*Number of Visits This Interval

➤ **Plan** Section

- **Certification Letter Time Interval**
 - Document the amount of time there will be between certifications.

Pediatric Forms

➤ **OT Pediatric Development Evaluation** has been renamed to **OT Pediatric Evaluation**.

➤ The **Assessment** section has been removed and the following documentation has been added to the **Plan** section.

- **Rehab Prognosis** formerly **Rehabilitation Potential**
- **Prognosis Fair Due To**
- **Prognosis Guarded Due To**
- **Clinical Assessment Summary**
- **Treatment Recommendations**

➤ **Birth and Developmental History** section has been added to the **OT Pediatric Evaluation** form.

➤ **CHEOPS** is a new pain assessment section for children.

- **Pain Review** is a new section allowing the documentation of how the child communicates pain.
- **Peabody Motor Scales** section consists of individual grids for **Raw Score, Age Equivalent, Percentile, and Standard Score.**

Team Conference Form

➤ Education/Referrals Section

- Grid columns are in a different order.

Verbalizes understanding Needs further teaching Needs reinforcement Referral made Comment

➤ Nursing Summary Section

- Use **Other** in **Urinary Elimination** to document **External Female and Male Catheters.**

New Sections in OT Forms

➤ OMC Test (Orientation Memory Concentration Test)

OT Inpatient Daily Documentation, Inpatient Progress Note, Inpatient Evaluation Forms

➤ General Information/Review Treatments Provided Sections

- **Pain Present**
 - If **Yes actual** or **suspected pain** is selected, it opens the Pain Assessment section.

➤ Pain Assessment Section

- In **Pain Assessment Tools**, based on documentation within **Self Report Pain** or **Unable to Self Report Pain**, the appropriate documentation field or section opens to allow for documentation of the pain score.

Self Report Pain	Unable to Self Report Pain
<input type="radio"/> Numeric rating scale <input type="radio"/> FACES pain scale	<input type="radio"/> FLACC <input type="radio"/> 65 years or older with advanced dementia, PAINAD <input type="radio"/> CPOT, patient ventilated <input type="radio"/> CPOT, patient non-ventilated <input type="radio"/> RIPS pain scale

➤ Pain Assessment Detail Section

- Documenting **Additional Pain** opens the **Additional Pain** section.
 - **Additional Pain** replaces the **Secondary Pain Assessment** section.

➤ Plan Section

- **Orthotics Estimated per day** is now **Orthotics Estimated.**
- **Prosthetics Estimated per day** is now **Prosthetics Estimated.**

➤ **Basic ADL Section**

- The Activities of Daily Living column headers have changed.

pendent/	Clean-up assist	vision/Touch assist	Mod assist	stantial/Max assist	pendent/Refused-07	NA-Not performed prior-09	A-Environment limits-	NA-Medical/Safety-88	Comment
----------	-----------------	---------------------	------------	---------------------	--------------------	---------------------------	-----------------------	----------------------	---------

- Independent
- Supervise/Setup – **New:** Setup/Clean-up assist
- Contact guard – **New:** Supervision/Touch assist
- Moderate assist – **New:** Partial Moderate assist
- **New:** Refused
- **New:** NA – Not performed prior
- **New:** NA – Environmental limits
- **New:** NA – Medical/Safety

➤ **Posture/Deviations Section**

- The **Posture** and **Deviation** Grid columns are in a different order.

Posture							
	Fixed	Flexible	Sitting	Standing	Details		
Deviations							
	Fixed	Flexible	Left	Right	Sitting	Standing	Details

➤ **UE Orthotics Section**

- Documentation titles with **Splint** have been replaced with **Orthotic** in this section.

NEW: OT Outpatient Discharge Summary and Inpatient Discharge Summary Forms

NOTE: The current OT Inpatient Discharge Summary and OT Outpatient Discharge Summary forms are renamed OT Inpatient Treatment Discharge Summary and OT Outpatient Treatment Discharge Summary.

- There will be two options for completing a discharge summary.

Option 1:

- The model discharge workflow is to complete the **Daily Documentation** form and then complete the **OT Outpatient Discharge Summary** or **OT Inpatient Discharge Summary** form.

- Open the **Problem List**, **OT Long**, **OT Short Term Goal**, and the **Section GG Summary** sections to pull in the previous documentation.

Problem List
• OT Long Term Goals
OT Short Term Goals
Section GG Summary
• Education
Discharge Summary

- **Section GG Summary** will pull in documentation from the IRF-PAI Quality Indicators Admission form for Inpatient Rehab patients.
- Complete the Education and Discharge Summary sections.

NOTE: The new OT Outpatient Discharge Summary and OT Inpatient Discharge Summary forms do not contain documentation for charging. If this form is completed and the patient is seen on the day of discharge, the Daily Documentation form **MUST** also be documented so charges can be captured.

Option 2:

- Patient **IS seen** on the day of discharge:
 - Complete the **OT Outpatient Treatment Discharge Summary** or the **OT Inpatient Treatment Discharge Summary** form.
- Patient is **NOT seen** on the day of discharge:
 - Complete the **OT Outpatient Discharge Summary** or the **OT Inpatient Discharge Summary**.