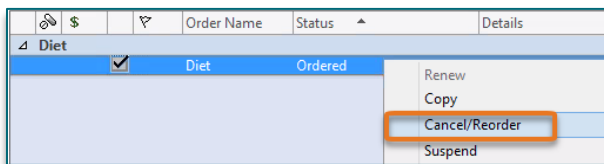


Modified diets do not cross to the Computrition program used by some dietary departments, which can lead to a delay in new diets being implemented. When a patient's diet order needs to be changed, clinical staff will need to place a new diet order.

Cancel/Reordering a Diet Order

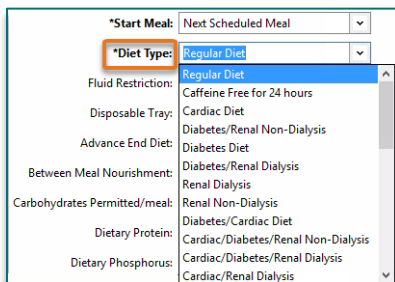
Selecting Cancel/Reorder is the fastest way to discontinue the current diet order and order the new diet order in the same order window.

STEP 1: Within the patient's order profile, right-click the diet order and select Cancel/Reorder.

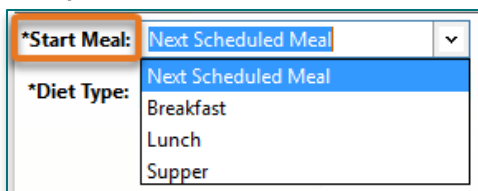


STEP 2: Enter the ordering provider's name.

STEP 3: Change the Diet Type to the appropriate diet.



STEP 4: Change the Start Meal time if needed.



NOTE: The Start Meal time will default to Next Scheduled Meal.

STEP 4: Click Orders for Signature.

STEP 5: Click Sign.