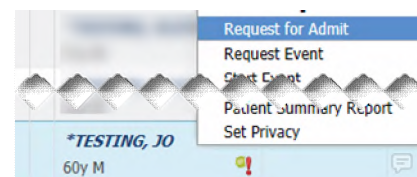


Patients requiring admission at NL Maine Coast Hospital will populate the Capacity Management Transfer List when the ED Provider places the Request for Admission or the admitting provider places the Patient Status Order (PSO). The Bed Manager will assign an appropriate bed and clinical staff on site will complete the transfer.

### Request for Admit

ED Providers will select the order from LaunchPoint or the Order Profile and enter the **Level of Care** and **Medical Service** desired. This will prompt the patient to display on the Transfer List in Capacity Management.



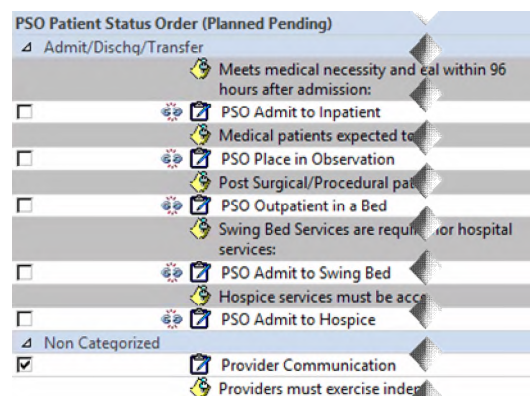
### Patient Status Order

Admitting providers will select the PSO PowerPlan to enter appropriate details for admission.

#### ➤ Matching details

The Level of Care and Medical Service selections are the same on the Request for Admit and PSO.

- The Bed Manager will see the Patient Status update from Emergency to the corresponding status selected in the PSO.
- Additionally, the **Comment** section will display the selected Diagnosis.

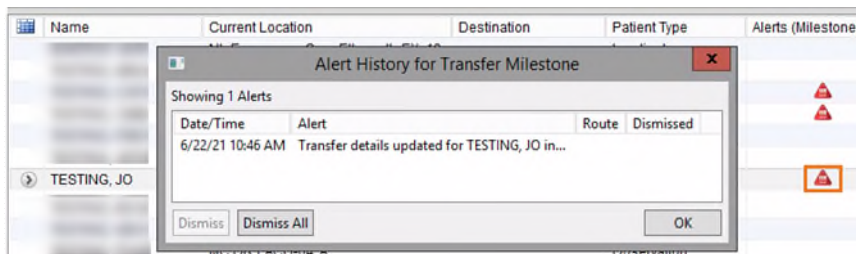


| Name        | Current Location                   | Patient Type | Patient Attributes | Comment                    |
|-------------|------------------------------------|--------------|--------------------|----------------------------|
| TESTING, JO | NL Emergency Care Ellsworth-ED ... | Inpatient    |                    | Medicine-General; Migraine |

#### ➤ Conflicting details

The Level of Care and/or Medical Service selected on the PSO differ from the Request for Admit order.

- The Bed Manager will see a red triangle icon in the **Alerts** (Milestone) column.
  - Click the icon to view more information.



**NOTE:** The PSO details are the source of truth for appropriate patient assignment.

For questions regarding process and/or policies, please contact your unit's Clinical Educator or Clinical Informaticist. For any other questions please contact the Customer Support Center at:  
 207-973-7728 or 1-888-827-7728.