

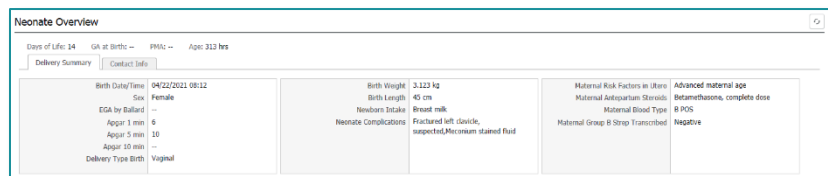
The implementation of PowerChart Maternity allows for continuity of care between the ambulatory and inpatient setting throughout the patient’s pregnancy and ensures all members of the healthcare team have access to information necessary for delivering high-quality healthcare.

Neonate Workflow

The Neonate Workflow MPage will assist providers to have information regarding the neonate in one convenient location to review.

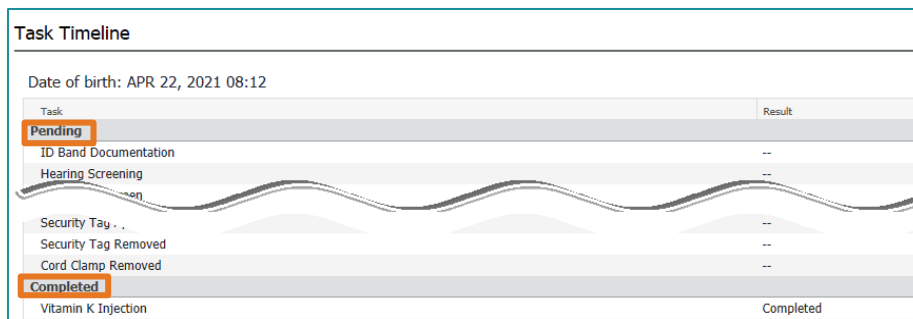
➤ Neonate Overview

- Information displayed in this component include: Birth Date/Time, Sex, EGA by Ballard, APGAR Scores, Delivery Type Birth, Birth Vital Signs, Maternal Delivery Information, and Maternal Blood Type.



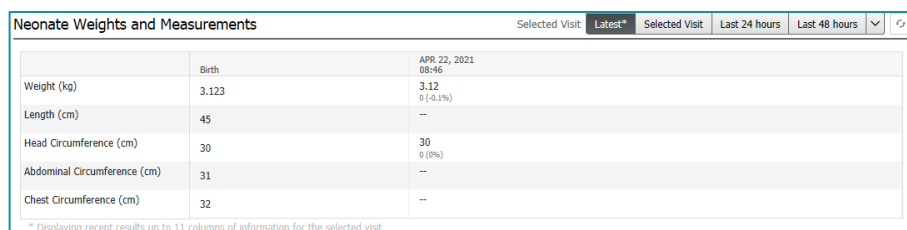
Delivery Summary		Contact Info
Birth Date/Time	04/22/2021 08:12	
Sex	Female	
EGA by Ballard	--	
APGAR 1 min	8	
APGAR 5 min	10	
APGAR 10 min	--	
Delivery Type Birth	Vaginal	
Birth Weight	3.123 kg	
Birth Length	45 cm	
Sex	Female	
Neonate Complications	Fractured left clavicle, suspected Macerium stained fluid	
Maternal Risk Factors in Utero	Advanced maternal age	
Maternal Anesthetics/Drugs	Betamethasone, complete dose	
Maternal Blood Type	B POS	
Maternal Group B Strep Transmitted	Negative	

- The second tab displays Contact Information populated from registration.
- Task Timeline
 - Tasks will be broken down into Pending and Completed.



Task	Result
Date of birth: APR 22, 2021 08:12	
Pending	
ID Band Documentation	--
Hearing Screening	--
Security Tag . . .	--
Security Tag Removed	--
Cord Clamp Removed	--
Completed	
Vitamin K Injection	Completed

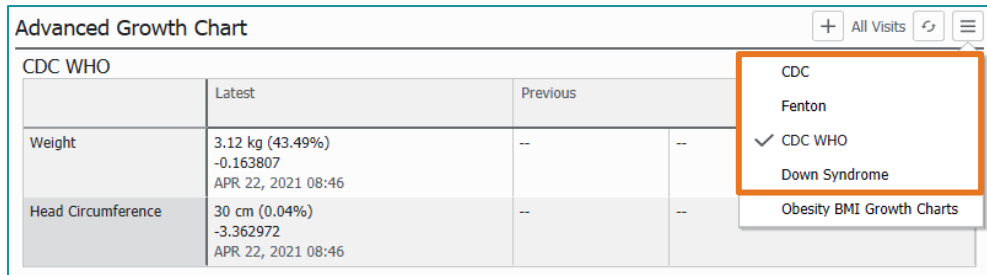
- Neonate Weights and Measurements
 - Weight and Head Circumference is displayed in a timeline manner and the timeframe can be changed from the latest to display the past 72 hours or the selected visit.



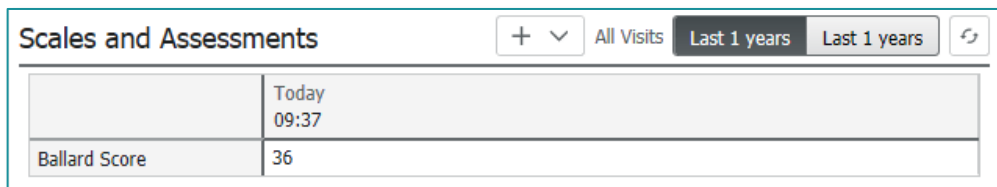
	Birth	APR 22, 2021 08:46
Weight (kg)	3.123	3.12 0 (-0.1%)
Length (cm)	45	--
Head Circumference (cm)	30	30 0 (0%)
Abdominal Circumference (cm)	31	--
Chest Circumference (cm)	32	--

* Displaying recent results up to 11 columns of information for the selected visit

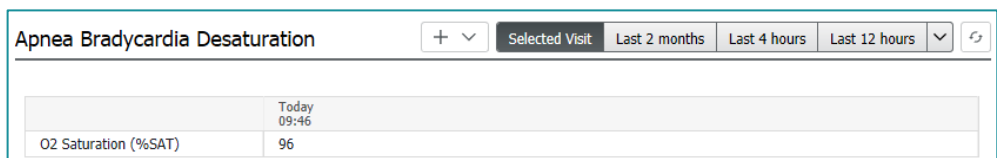
- Advanced Growth Chart
 - Measurements will populate based on documentation.
 - The Growth Chart can be viewed in various scales by clicking the component on the right hand side.



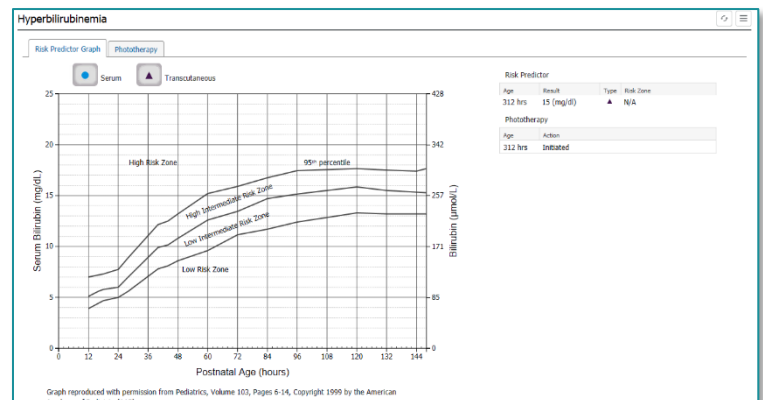
- Scales and Assessments
 - The patient's Ballard Score displays in this component.



- Apnea Bradycardia Desaturation
 - Information from nursing documentation will flow to this component and the timeframe can be changed like the other components.



- Hyperbilirubinemia
 - Transcutaneous and serum bilirubins will display and plot on this graph.
 - Values are displayed in a graph format and there are two tabs indicating the risk factor and phototherapy.
 - This component graphs information from the first 7 days after delivery.




- Immunizations
 - Will display the patient’s recommended schedule for immunizations.

Vaccine	Status	Administrations	Next Recommended	Last Action	Last Action Date
Documented/Recommended (14)					
Hepatitis B	In Range	--	Today - MAY 19, 2021	--	--
Rotavirus	--	--	JUN 22, 2021 - AUG 04, 2021	--	--
DTaP	--	--	JUN 22, 2021 - AUG 18, 2021	--	--
Td/Tdap	--	--	APR 22, 2028	--	--
Haemophilus Influenzae Type B (Hib)	--	--	JUN 22, 2021 - AUG 18, 2021	--	--
Pneumococcal Conjugate (PCV)	--	--	JUN 22, 2021 - AUG 18, 2021	--	--
Polio	--	--	JUN 22, 2021 - AUG 18, 2021	--	--
Influenza	--	--	OCT 22, 2021 - JUN 30, 2022	--	--
Measles, Mumps, Rubella (MMR)	--	--	APR 22, 2022 - SEP 18, 2022	--	--
Varicella	--	--	APR 22, 2022 - SEP 18, 2022	--	--
Hepatitis A	--	--	APR 22, 2022 - MAY 19, 2023	--	--
Human Papillomavirus (HPV)	--	--	APR 22, 2032 - MAY 19, 2034	--	--
Meningococcal (MCV)	--	--	APR 22, 2032 - MAY 19, 2034	--	--
COVID-19	--	--	APR 22, 2037 - APR 21, 2146	--	--
History (0)					

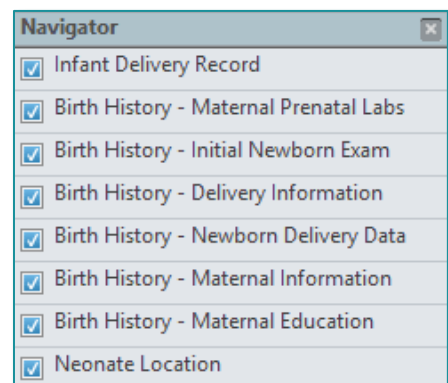
➤ Dynamic Documentation Components

- Components available from the Neonate workflow page include:
 - Subjective/History of Present Illness
 - Hospital Course
 - Review of Systems
 - Objective/Physical Exam
 - Assessment and Plan
- Free-text, Auto-text, Tagging, and Speech to text methodology can be utilized to complete dynamic documentation.



➤ Newborn Copied Data

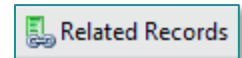
- Clicking the header for Neonate Overview, you can view data copied from the maternal record for the delivery of the infant.
- Information will be viewed from Results Review in the Delivery Record tab.
 - Infant Delivery
 - Birth History – Maternal Prenatal Labs
 - Birth History – Initial Newborn Exam
 - Birth History – Delivery Information
 - Birth History – Newborn Delivery Data
 - Birth History – Maternal Information
 - Birth History – Maternal Education
 - Neonate Location



NOTE: If the information isn't in the chart, the nurse may not have performed Results Copy. This process may be repeated multiple times throughout the admission to pull in recent data, such as lab results.

➤ **Related Records**

- By selecting the icon, **Related Records**, from the toolbar, you can navigate between the newborn and the maternal chart.



➤ **Pregnancy Summary Report**

- From the maternal chart, you can view the Pregnancy Summary Report.
- From the Table of Contents (Menu), click Pregnancy Summary Report.
- The report will contain information from the onset of the pregnancy till delivery.
- The report will display if there were issues during the pregnancy and prenatal care the mother received during her pregnancy.

