





---

**This Quick Reference Guide (QRG) reviews using the Calendar Screen.**

---

### Common Buttons & Icons

	<b>Main Menu</b> icon
	<b>Add</b> button
	<b>Left Arrow</b> icon and <b>Right Arrow</b> icon
	<b>Delete</b> icon

### Use Your Calendar

To use the Calendar screen effectively, you should be able to open it, schedule activities and visits, and modify the information it displays.

#### Navigate to the Calendar Screen

➤ From the Today screen:

**STEP 1:** Tap the **Main Menu** icon at the top-left of the screen.

**STEP 2:** Tap **Calendar**.

#### Schedule an Activity or Visit

➤ From the Calendar Screen:

**STEP 1:** Tap the **Add** button at the bottom-right of the screen; then tap the appropriate option.

**STEP 2:** Fill in information as needed in the Activity or Visit window.

**STEP 3:** Tap **DONE** at the bottom of the window.

#### NOTE: Consider the following while scheduling:

- The activity or visit defaults to **Nonrecurring**; however, you can change it to **Recurring** at the top of the window if needed.
  - The **RESOURCE TYPE** selection defaults to your current role. You can change this if needed.
  - You can modify the details of a saved activity or visit by tapping it on the schedule.
  - Once you schedule an activity or visit, you can move it to another day by dragging it across the schedule.
-

### **Day View Features**

The Day view of the schedule shows a more detailed view of the current Day. This section explains how to access and use the Day view of your calendar.

- **Toggle Week/Day View:** By default, the Schedule screen displays the activities and visits for the current week; however, you can change this a view of the current day by tapping **Day** at the bottom of the screen.
- **Change the Date:** By default, the Day view displays activities and visits for today's date; however, you can change this by tapping the arrows beside the date. Tap the **Left Arrow** icon to view previous dates and tap the **Right Arrow** icon to view future dates.
- **Delete icon:** Allows you to delete a visit or activity which has not been started.
- **Add button:** Allows you to add activities or visits to the currently displayed day.