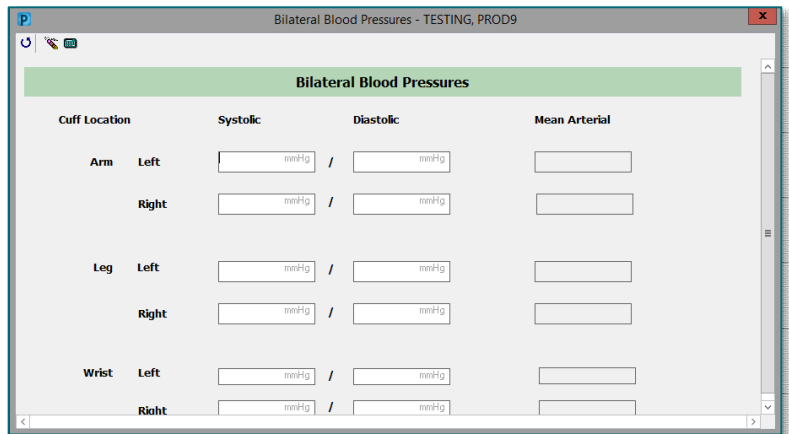


This flyer reviews how to document bilateral blood pressures in the ambulatory setting. Also reviewed – how to pull this information into the office visit note.

Document Bilateral Blood Pressures

The following Intake Forms now contain a section for the documentation of **Bilateral Blood Pressures**:

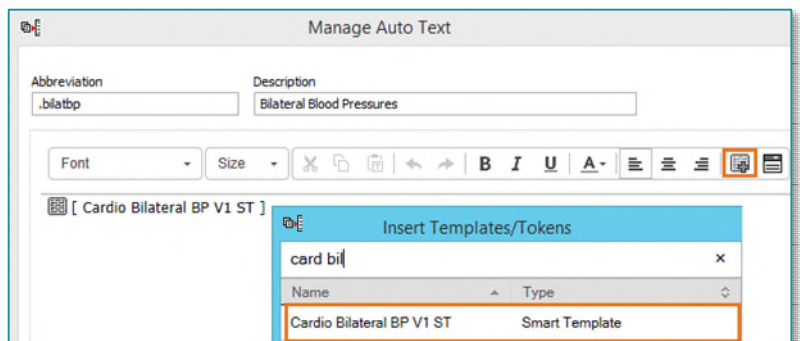
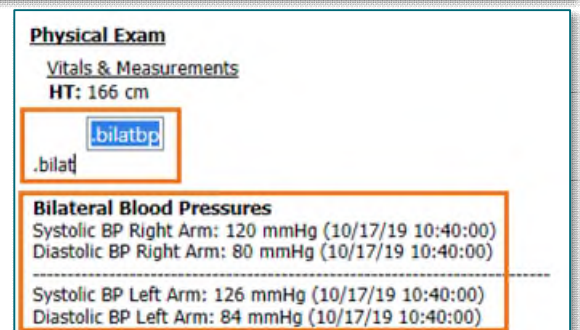
- Adult Ambulatory Intake Form
- Pediatric Ambulatory Intake Form
- Antepartum Intake Form
- Medicare Wellness Intake Form



Cuff Location	Systolic	Diastolic	Mean Arterial
Arm	Left	<input type="text"/> mmHg / <input type="text"/> mmHg	<input type="text"/>
	Right	<input type="text"/> mmHg / <input type="text"/> mmHg	<input type="text"/>
Leg	Left	<input type="text"/> mmHg / <input type="text"/> mmHg	<input type="text"/>
	Right	<input type="text"/> mmHg / <input type="text"/> mmHg	<input type="text"/>
Wrist	Left	<input type="text"/> mmHg / <input type="text"/> mmHg	<input type="text"/>
	Right	<input type="text"/> mmHg / <input type="text"/> mmHg	<input type="text"/>

Create an Auto-Text Using the Smart Template and Insert into the Note

- A smart template entitled, **Cardio Bilateral BP V1 ST**, can be inserted into a personal level auto-text. This pulls Bilateral Blood Pressure documentation into the **Office Visit Note** as shown to the right.
- Please refer to the associated flyer on [creating auto-text](#) for step-by-step instructions.

Physical Exam
Vitals & Measurements
HT: 166 cm
.bilat|

Bilateral Blood Pressures
Systolic BP Right Arm: 120 mmHg (10/17/19 10:40:00)
Diastolic BP Right Arm: 80 mmHg (10/17/19 10:40:00)
Systolic BP Left Arm: 126 mmHg (10/17/19 10:40:00)
Diastolic BP Left Arm: 84 mmHg (10/17/19 10:40:00)

NOTE: The auto text/smart template will not work as designed unless both BPs are documented in the Bilateral BP section.