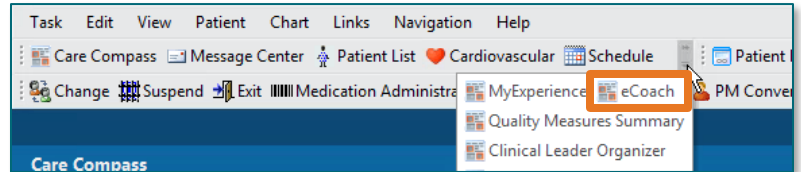


eCoach is a Cerner solution that provides direct access to learning materials relevant to roles and workflows in FirstNet and PowerChart. Access custom Northern Light education “just in time” without having to leave the electronic health record.

Accessing eCoach

eCoach is in the seventh position on the Organizer Toolbar in FirstNet and PowerChart (see screenshot).



NOTE: The second toolbar may overlap the first. If this is the case, click the dropdown arrow at the end of the toolbar to expose eCoach.

HINT: Click the three vertical dots at the beginning of the second toolbar to click and drag it to expose the eCoach button without having to use the dropdown. Click Suspend/Exit to save the preference change.

Navigating eCoach

eCoach has several zones of interest, which are discussed below. The page has a scrolling function on the right and each component has a **View All** feature that can be clicked to view additional materials available within.

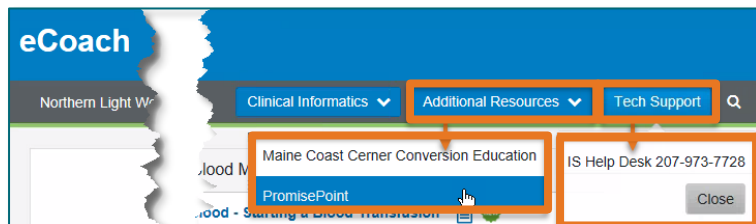
Zone 1: Top Right

➤ Additional Resources

- Link to PromisePoint
- Link to Project Pages

➤ Tech Support

- IS Help Desk Phone Number



Zone 2: Left Column

➤ First Position: Featured Videos

- The first section in this column highlights videos recently published for changes and/or in response to FAQs.

➤ Second Position: Recent Actions

- PowerChart/FirstNet presents information based on the most recent activity within the chart.
- Click the **Minutes Ago** button to refresh the screen if this section does not update.

➤ Third Position: Hot Topics

- Links to project flash flyers and other recently published flyers are available here.

➤ Fourth Position: Fix It

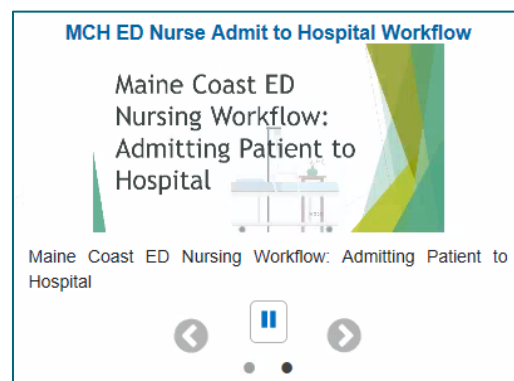
- Flyers on how to fix documentation errors are featured in this component.

➤ Fifth Position: Downtime and Recovery

- Resources for how and what to document in the record after a downtime are linked here.

➤ Sixth Position: Quality

- Resources for documentation excellence and available Cerner tools can be found in this component.



Zone 3: Center Column

➤ First Position: Clinical Informatics Education Portal Specialty Links

- This offers access to the CI Education Portal's full list of education, based on position.
 - Click the **View All** button if the desired position does not display face-up.
 - Can be used if the desired flyer/topic is not found on the page.
-

➤ **Remaining Components: Role-Based Materials**

- Quick access to specialty area/workflow-oriented education.
- These are arranged in alphabetical order.

Zone 4: Right Column

➤ **Functionality-Based Materials**

- These components contain materials organized by functionality.
- These are arranged in alphabetical order.

Icons

Icons are used to describe the type of education item.

- New: 
- Video: 
- Document: 

